



# Capital Gains Tax Return

---

## Dhareeba Portal

## **Table of content**

---

<b>PURPOSE OF THIS DOCUMENT</b>	<b>3</b>
<b>TRANSFER PRICING STATEMENT</b>	ERROR! BOOKMARK NOT DEFINED.
<b>2 PROCESS TO BE FOLLOWED BY TAXPAYER TO FILE A CORPORATE INCOME TAX RETURN WITH ACCRUAL BASIS METHOD</b>	<b>6</b>
<b>ANNEXURE - CORRESPONDENCE RECEIVED BY TAXPAYER</b>	ERROR! BOOKMARK NOT DEFINED.
<b>STEPS HOW TAXPAYER CAN OPEN AND VIEW NOTIFICATIONS ON THE PORTAL</b>	ERROR! BOOKMARK NOT DEFINED.
<b>TAXPAYER WILL RECEIVE SMS, EMAIL AND PDF ON MOBILE, EMAIL ID AND DASHBOARD</b>	ERROR! BOOKMARK NOT DEFINED.



# 1

## Purpose of this document



## 1. Purpose of this document

Capital Gains: - Profit or Gain that a Taxpayer earns from selling his capital assets is known as Capital Gains.

Capital Assets can be shares, bonds, homes, cars etc.

Capital Gains Tax: - As Taxpayer earns money from selling his capital assets so he needs to pay the Tax to Government of Qatar so that Tax is known as Capital Gains Tax.

Capital Gains Tax Return: - To pay the Tax to the Government of Qatar the Registered or Non-Registered Taxpayer needs to file a return and that return is known as Capital Gains Tax Return.

Capital Gains Tax Return process is required for both the resident as well as non-resident Taxpayer if they are selling their capital assets.

The objective of this document is to explain how to return the file for Capital Gains Tax from registered and non-registered Taxpayer in the system.

# 2

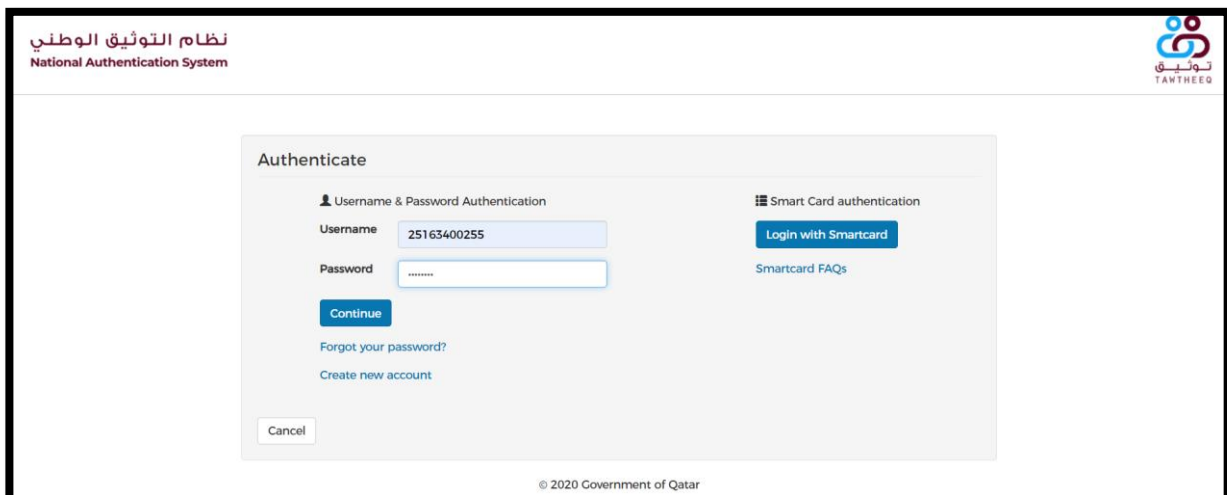
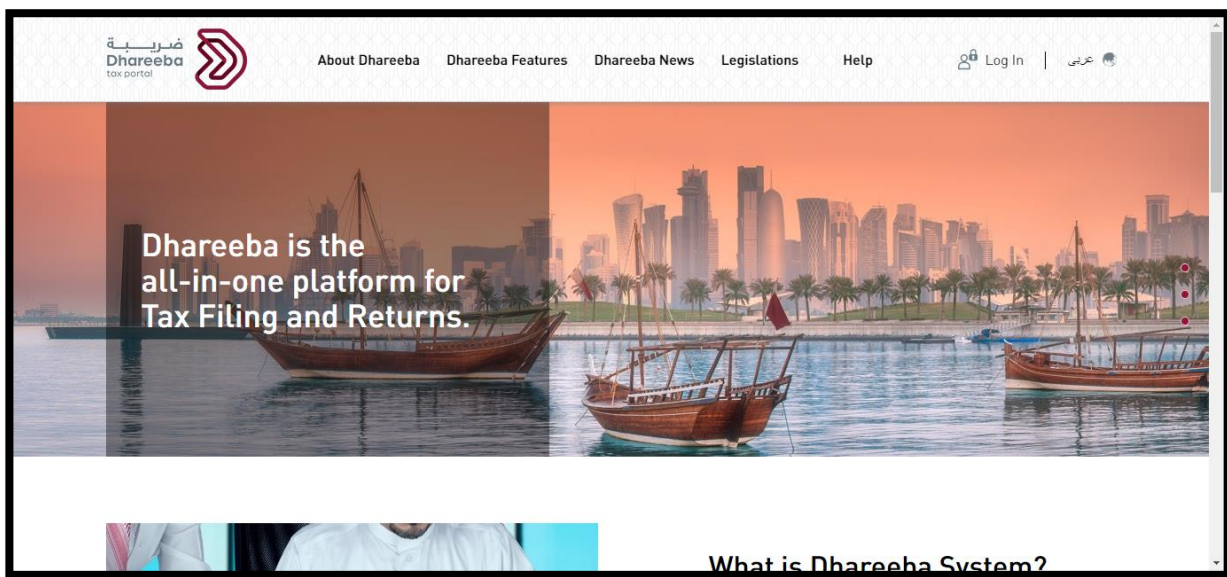
## Capital Gain Tax Return



## 2 Process to be followed by Taxpayer to file a Capital Gain Tax Return

### Step 1: Log in

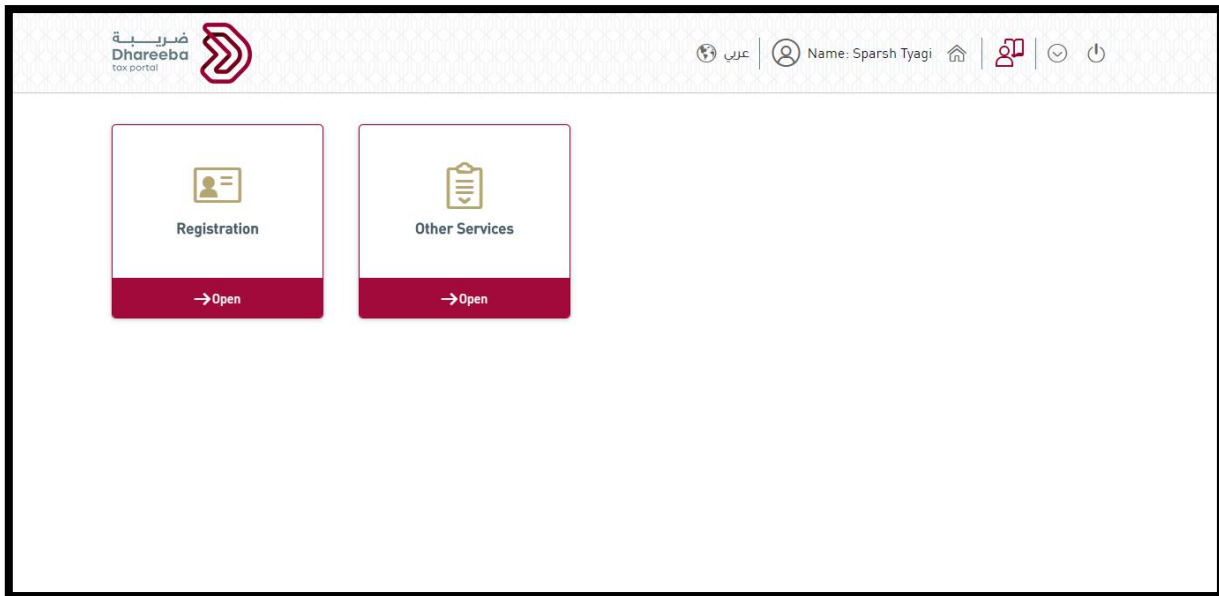
Taxpayer should login on the Dhareeba and is there after directed to the NAS portal where the Taxpayer should login through QID or Email address and its associated password, as shown in the screen below:



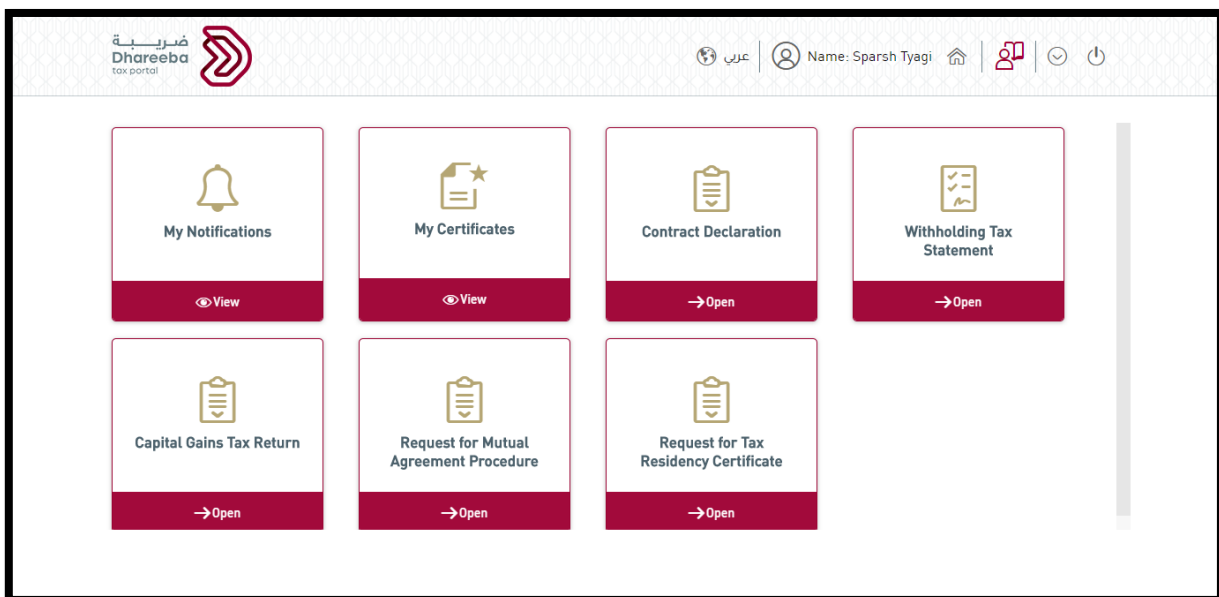


## Step 2: Dashboard

After clicking on "Continue" button, Taxpayer will be redirected to Taxpayer Portal where he needs to click on "Open" button on "Other Services" tile.



After clicking on "Open" button on "Other Services" tile, Taxpayer will be navigated to "Other Services" screen where he needs to click on "Open" button on "Capital Gains Tax Return" tile.





### Step 3: Instructions

After clicking on “Open” button on "Capital Gains Tax Return" tile, Taxpayer will be navigated to "Instructions" screen where he needs to read all the instructions before clicking on "Start Now" button.

The screenshot shows the 'Instructions for the Seller' page on the Dhareeba tax portal. The header includes the Dhareeba logo, the text 'ضريبة Dhareeba tax portal', and user information: 'عربي | Name: Sparsh Tyagi'. The main content area is titled 'Instructions for the Seller' and contains a sub-header 'These instructions need to be read and understood before starting the Capital Gains Tax Return'. Below this are three bullet points: 'Ensure to provide accurate information', 'The information you provide in this return will be kept strictly confidential', and 'It is an offense to provide false and misleading information to General Tax Authority'. A section titled 'Transaction Currency\*' has a dropdown menu showing 'QAR'. At the bottom, there are two buttons: 'Back' and 'Start Now'.

ضريبة Dhareeba tax portal

عربي | Name: Sparsh Tyagi

### Instructions for the Seller

These instructions need to be read and understood before starting the Capital Gains Tax Return

- Ensure to provide accurate information
- The information you provide in this return will be kept strictly confidential
- It is an offense to provide false and misleading information to General Tax Authority

Transaction Currency\*

QAR

Back Start Now





## Step 4: Taxpayer Information

Screen for Taxpayer Information will be visible only for Non-Registered Taxpayer.

For Residential Status as "Resident Individual"

After clicking on "Start Now" button, Taxpayer first needs to select the Residential Status as "Resident Individual" and then needs to fill the detail.

The screenshot shows the 'Taxpayer Information' screen in the Dhareeba Tax Portal. The page is titled 'RETURN - NEW' and has a progress bar with six steps: 1. Taxpayer Information (active), 2. Transaction Information, 3. Summary, 4. Additional Information, 5. Payment Details, and 6. Declaration. The form fields are as follows:

Residential Status*		Mobile Number*	Phone Number			
<input type="text" value="Resident Individual"/>		+ 91 <input type="text" value="8285200642"/>	+ 91	<input type="text" value="8285200641"/>		
ID Type *	ID Number *	Email Address*				
<input type="text" value="QID"/>	<input type="text" value="28285200642"/>	<input type="text" value="sparshtyagi2010@gmail.com"/>				
First Name in English*	Last Name in English*	Zone*	Street*	Building*	Floor	Unit #
<input type="text" value="Sparsh Srishti"/>	<input type="text" value="Tyagi"/>	<input type="text" value="Zone..."/>	<input type="text" value="Street"/>	<input type="text" value="Building:- Burj K..."/>	<input type="text" value="13"/>	<input type="text" value="500"/>
First Name in Arabic*	Last Name in Arabic*	PO Box	Postal Code	City	Country*	
<input type="text" value="Sparsh Srishti"/>	<input type="text" value="Tyagi"/>	<input type="text" value="1100..."/>	<input type="text" value="0000"/>	<input type="text" value="New Delhi Ca..."/>	<input type="text" value="India"/>	

At the bottom, there are buttons for 'Back', 'Cancel', 'Save as Draft', and 'Continue'.

For Residential Status as "Non-Resident Individual"

Taxpayer first needs to select the Residential Status as "Non-Resident Individual" and then needs to fill the details.



**ضريبة**  
**Dhareeba**  
tax portal

عربي | Name: Sparsh Tyagi | Home | Profile | Logout

Capital Gains Tax Return Number: RETURN - NEW

1 Taxpayer Information 2 Transaction Information 3 Summary 4 Additional Information 5 Payment Details 6 Declaration

**Residential Status\*** Non-Resident Individual **Residency Jurisdiction\*** Select **Mobile Number\*** + 91 8285200642 **Phone Number** + 91 8285200641

**ID Type \*** Passport **ID Number \*** SparshSrishtiTyagi **Email Address\*** sparshshtyagi2010@gmail.com

**Issuing Country\*** India **Zone\*** Zone... **Street\*** Street7 **Building\*** Building:- Juhu **Floor** 10 **Unit #** 200

**First Name in English\*** Sparsh Srishti **Last Name in English\*** Tyagi **PO Box** 1100... **Postal Code** 210000 **City** New Delhi **Country\*** India

**First Name in Arabic\*** Sparsh Srishti **Last Name in Arabic\*** Tyagi

Back Cancel Save as Draft Continue

For Residential Status as "Non-Resident Non-Individual"

Taxpayer first needs to select the Residential Status as "Non-Resident Non-Individual" and then needs to fill the details.

**ضريبة**  
**Dhareeba**  
tax portal

عربي | Name: Sparsh Tyagi | Home | Profile | Logout

Capital Gains Tax Return Number: RETURN - NEW

1 Taxpayer Information 2 Transaction Information 3 Summary 4 Additional Information 5 Payment Details 6 Declaration

**Residential Status\*** Non-Resident Non-Individ... **Residency Jurisdiction\*** Brazil **Mobile Number\*** + 91 8285200642 **Phone Number** + 91 8285200641

**ID Type \*** Tax Identification in your C... **ID Number \*** SparshTyagi **Email Address\*** sparshshtyagi2010@gmail.com

**Issuing Country\*** Jordan **Zone\*** Zone... **Street\*** Street7 **Building\*** Building:- Juhu **Floor** 10 **Unit #** 200

**Trade Name in English\*** Sparsh Srishti **Trade Name in Arabic\*** Tyagi **PO Box** 1100... **Postal Code** 210000 **City** New Delhi **Country\*** Hungary

Back Cancel Save as Draft Continue



## Step 5: Establishment Contact Person

Screen for Establishment Contact Person will be visible only for Non-Registered Taxpayer.

After clicking on "Continue" button, Taxpayer will be navigated to "Establishment Contact Person" screen.

Here Taxpayer can either fill the details manually for ID Type as QID and Passport or can select the checkbox for "Are you the same contact person regarding tax matters?"

On selecting the checkbox for "Are you the same contact person regarding tax matters?", details in all the fields will be pre-populated from NAS Sign-up except for "Position". Taxpayer needs to provide the details for Position.

Capital Gains Tax Return Number: RETURN - NEW

1 Taxpayer Information 2 Transaction Information 3 Summary 4 Additional Information 5 Payment Details 6 Declaration

### Establishment Contact Person

☒ Are you the same contact person regarding tax matters?

First Name in English	Last Name in English	ID Type	Number
Sparsh	Tyagi	Passport	SPARSHTYAGIKRITI
First Name in Arabic	Last Name in Arabic	Issuing Country	Nationality
Sparsh	Tyagi	India	India
Position*	Issue Date	Expiry Date	
Zonal Head Manager Middle East	27/06/2020	31/12/9999	
Mobile Number	Phone Number	Email Address	
+ 974 55646913	+ 91 8285200642	sparshtyagi2010@gmail.com	

◀ Back 9% Save as Draft Continue ▶



## Providing details for ID Type as QID

ضريبة

Dhareeba

tax portal

عربي

Name: Sparsh Tyagi

🏠

👤

🔌

Capital Gains Tax Return Number:

RETURN - NEW

1 Taxpayer Information

2 Transaction Information

3 Summary

4 Additional Information

5 Payment Details

6 Declaration

Establishment Contact Person

☐ Are you the same contact person regarding tax matters?

First Name in English

Sparsh Srishti

Last Name in English

Tyagi

ID Type

QID

Number

28285200642

First Name in Arabic

Sparsh Srishti

Last Name in Arabic

Tyagi

Issuing Country

Qatar

Nationality

India

Position\*

Zonal Head Manager Middle East

Expiry Date

17/11/2020

Mobile Number

+ 91 8285200642

Phone Number

+ 91 8285200641

Email Address

sparshTyagi2010@gmail.com

◀ Back

9%

Save as Draft

Continue ▶

## Providing the details for ID Type as Passport

ضريبة

Dhareeba

tax portal

عربي

Name: Sparsh Tyagi

🏠

👤

🔌

Capital Gains Tax Return Number:

RETURN - NEW

1 Taxpayer Information

2 Transaction Information

3 Summary

4 Additional Information

5 Payment Details

6 Declaration

Establishment Contact Person

☐ Are you the same contact person regarding tax matters?

First Name in English

Sparsh Srishti

Last Name in English

Tyagi

ID Type

Passport

Number

SparshSrishtiTyagi

First Name in Arabic

Sparsh Srishti

Last Name in Arabic

Tyagi

Issuing Country

Qatar

Nationality

India

Position\*

Zonal Head Manager Middle East

Issue Date

30/08/2020

Expiry Date

17/11/2020

Mobile Number

+ 91 8285200642

Phone Number

+ 91 8285200641

Email Address

sparshTyagi2010@gmail.com

◀ Back

9%

Save as Draft

Continue ▶



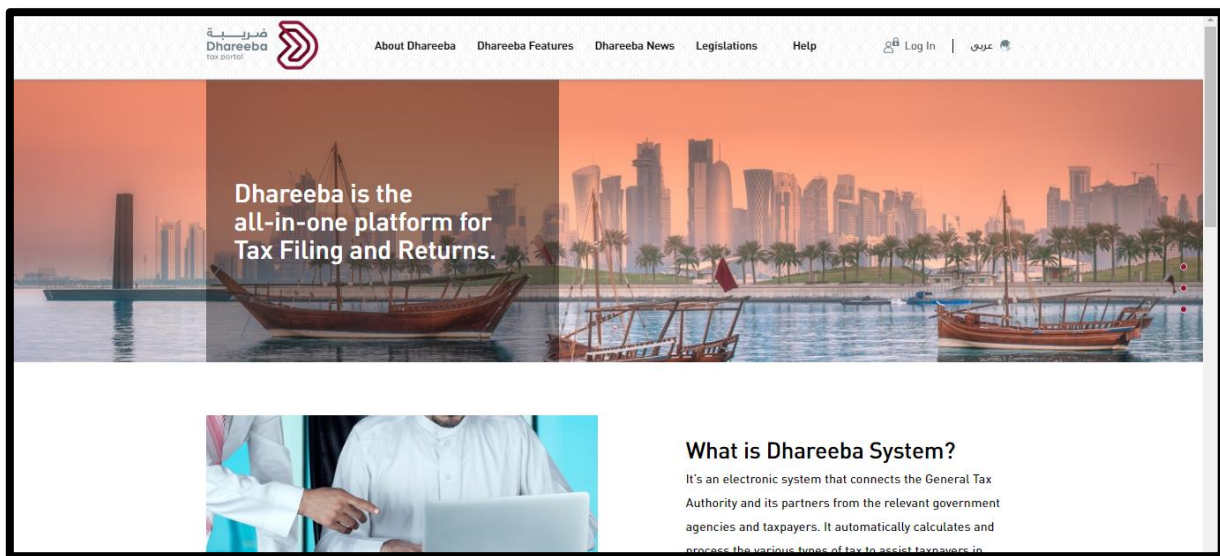
For Further Steps, Click Here.

## 3.2 Steps to be followed by Registered Taxpayer

### Step 1: Log in

A taxpayer should sign-in through Dhareeba where a taxpayer is automatically directed to NAS (to know how to Sign-up please refer to the document: GTA\_TAS\_Self Registration on National Authentication System).

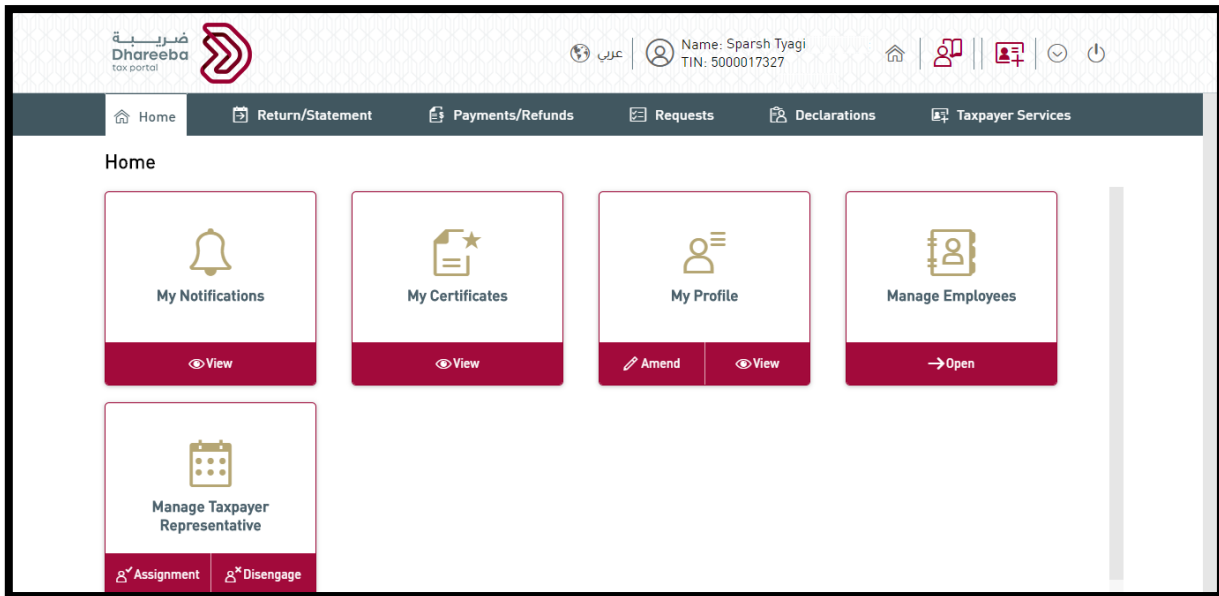
NOTE: “FAQ” and “User Guide” are available under the “Help” tab.





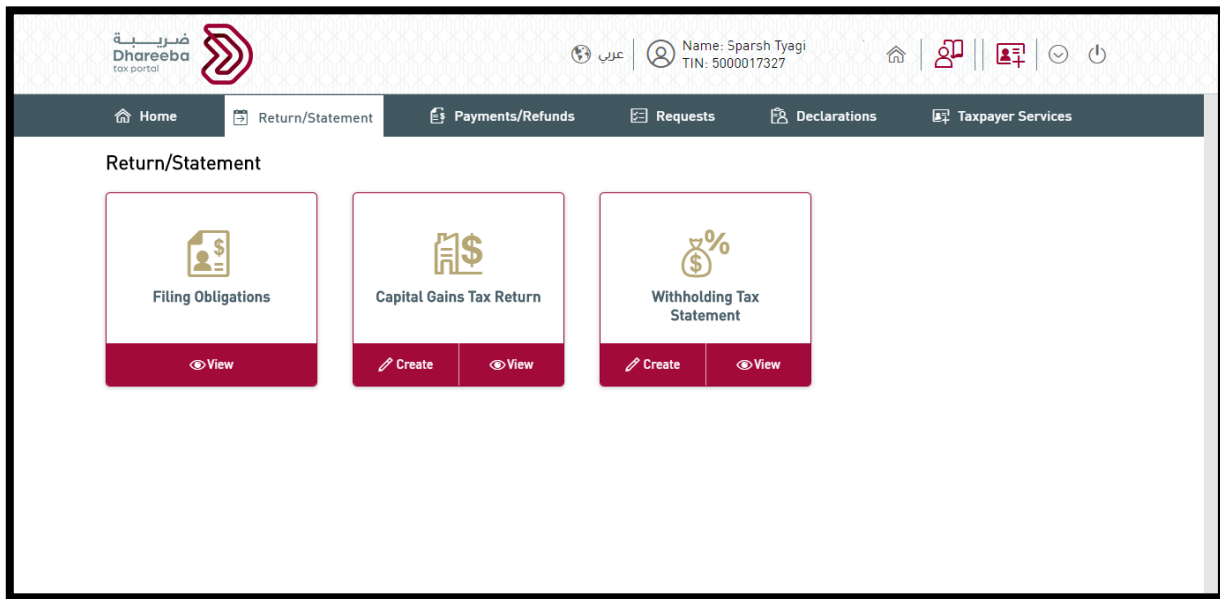
## Step 2: Dashboard

After clicking on "Continue" button, Taxpayer will be redirected to Taxpayer Portal where he needs to click on "Return/Statement" tab.

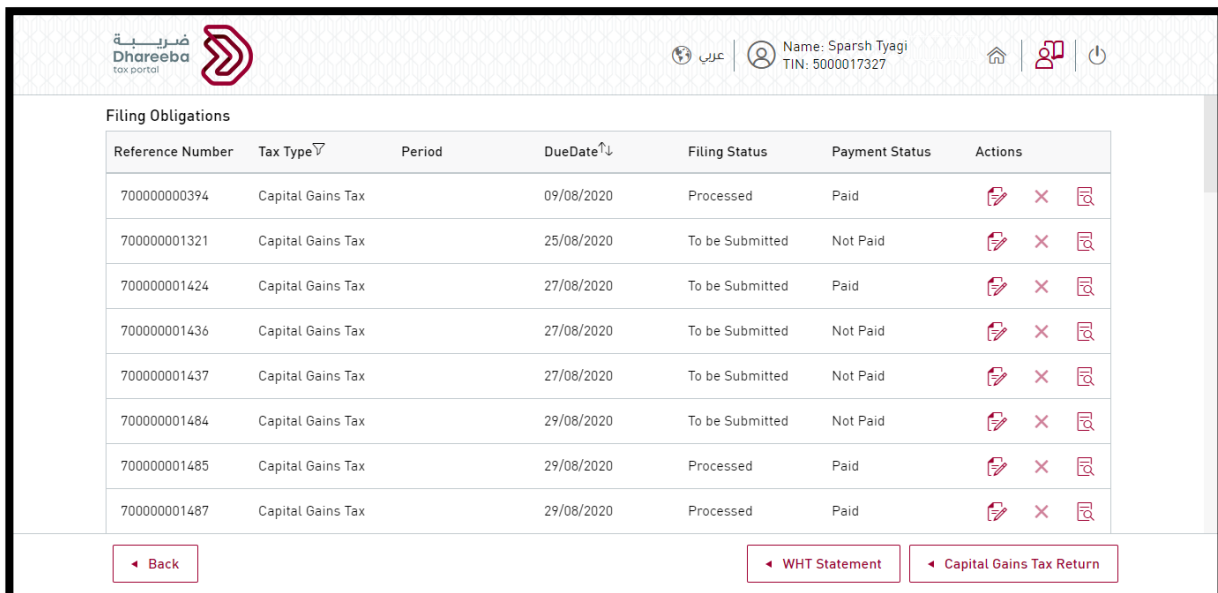


After clicking on "Return/Statement" tab, Taxpayer will be navigated to "Return/Statement" screen where there are two options to file the return for "Capital Gains Tax".

### 1. By clicking on "View" button on "Filing Obligations" tile

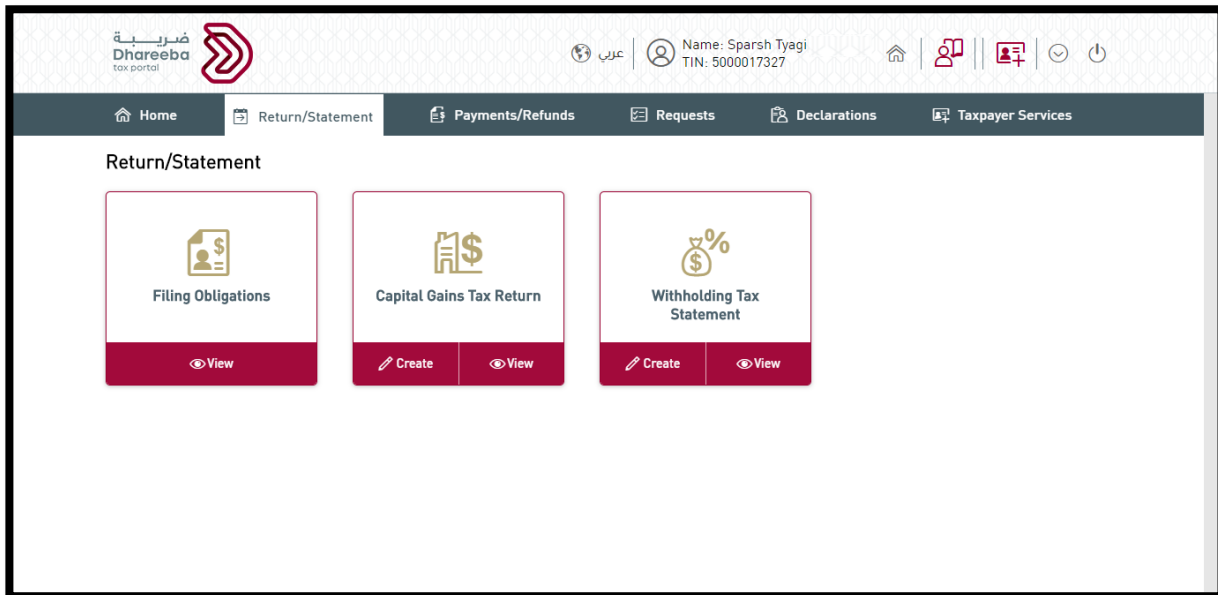


After clicking on “View” button on "Filing Obligations" tile, Taxpayer will be navigated to "Filing Obligations" screen where he needs to click on "Capital Gains Tax Return" button.





## 2. By clicking on "Create" button on "Capital Gains Tax Return" tile



### Step 3: Instructions

Taxpayers whose registration activity is not related to "Oil and Gas"

After clicking on "Create" button on "Capital Gains Tax Return" tile or by clicking on "Capital Gains Tax Return" button from "Filing Obligations" tile, Taxpayer will be navigated to "Instructions" screen where Taxpayer needs to read all the instructions before clicking on "Start Now" button.

Taxpayers whose registration activity is related to "Oil and Gas"

After clicking on "Create" button on "Capital Gains Tax Return" tile or by clicking on "Capital Gains Tax Return" button from "Filing Obligations" tile, Taxpayer needs to first read all the instructions then needs to select his Transaction Currency from the drop-down list of "QAR" and "USD" and then needs to click on "Start Now" button.





ضريبة  
Dhareeba  
tax portal

عربي

Name: Sparsh Tyagi  
TIN: 5000017327

### Instructions for the Seller

These instructions need to be read and understood before starting the Capital Gains Tax Return

- Ensure to provide accurate information
- The information you provide in this return will be kept strictly confidential
- It is an offense to provide false and misleading information to General Tax Authority

Transaction Currency\*

QAR

▼

◀ Back

Start Now ▶

For Further Steps, Click Here.

### 3.1 Steps common to Non-Registered Taxpayer and Registered Taxpayer

#### Step 1: Transaction Information

After clicking on "Continue" button, Taxpayer will be navigated to "Transaction Information" screen where Taxpayer needs to click on "Add Transaction" button.



ضريبة  
Dhareeba  
tax portal

عربي | Name: Sparsh Tyagi | Home | Profile | Logout

Capital Gains Tax Return Number: RETURN - NEW

1 Taxpayer Information

2 Transaction Information

3 Summary

4 Additional Information

5 Payment Details

6 Declaration

### Transaction Information

Asset Type	Disposal Date	Currency	Proceeds	Cost	Adjustments	Net Capital Gain/Loss	Actions
No data							

+ Add Transaction

Back

17%

Save as Draft

Continue

## Step 2: Buyer Details

After clicking on "Add Transaction" button, Taxpayer will be navigated to Buyer Details summary screen where Taxpayer needs to click on "Add Buyer" button. After clicking on "Add Buyer" button, Taxpayer will be navigated to "Buyer Details" screen.

ضريبة  
Dhareeba  
tax portal

عربي | Name: Sparsh Tyagi | Home | Profile | Logout

Capital Gains Tax Return Number: RETURN - NEW

1 Taxpayer Information

2 Transaction Information

3 Summary

4 Additional Information

5 Payment Details

6 Declaration

### Buyer Details

1

2

Buyer Name	ID Type	ID Number	Phone Number	Email Address	Actions
No data					

+ Add Buyer

Back

17%

Continue



Here the Taxpayer needs to select whether the Buyer is Registered or Non-Registered.

The screenshot shows the Dhareeba tax portal interface. At the top, there is a header with the Dhareeba logo, the text 'ضريبة Dhareeba tax portal', and user information including 'Name: Sparsh Tyagi'. Below the header, the main content area is titled 'Capital Gains Tax Return Number:' and 'RETURN - NEW'. A progress bar at the top indicates the current step is '2 Transaction Information', with other steps being '1 Taxpayer Information', '3 Summary', '4 Additional Information', '5 Payment Details', and '6 Declaration'. The main question is 'Is the Buyer Registered under the State of Qatar?' with two radio buttons: 'Yes' and 'No'. At the bottom, there is a 'Back' button, a progress bar showing '17%', and a 'Save' button.

### If the Buyer is Registered

If the Buyer is Registered, then Taxpayer needs to click on "Yes".

After selecting the radio-button as "Yes" the Taxpayer needs to select the ID Type of Buyer from the drop-down list of "Commercial Registration Number" and "TIN"



**ضريبة**  
**Dhareeba**  
tax portal

عربي | Name: Sparsh Tyagi | Home | Profile | Logout

Capital Gains Tax Return Number: RETURN - NEW

1 Taxpayer Information 2 Transaction Information 3 Summary 4 Additional Information 5 Payment Details 6 Declaration

Is the Buyer Registered under the State of Qatar? ☒ Yes ☐ No

ID Type <sup>i</sup> \* ID Number <sup>i</sup> \*

Select

Back 17% Save

For ID Type as "Commercial Registration Number" - After selecting the ID Type as "Commercial Registration Number" and after providing the ID Number the details in rest all other fields will be pre-populate.

**ضريبة**  
**Dhareeba**  
tax portal

عربي | Name: Sparsh Tyagi | Home | Profile | Logout

Capital Gains Tax Return Number: RETURN - NEW

1 Taxpayer Information 2 Transaction Information 3 Summary 4 Additional Information 5 Payment Details 6 Declaration

Is the Buyer Registered under the State of Qatar? ☒ Yes ☐ No

ID Type <sup>i</sup> \* ID Number <sup>i</sup> \* Mobile Number\* Phone Number

Commercial Registration ... 1914 + 974 33415109 + 91 8285200642

Residential Status

Resident

Email Address\*

sparshtyagi2010@gmail.com

Establishment Name

Sparsh Srishti Tyagi

Zone Street\* Building\* Floor Unit #

Zone... Street:- 7 Building:- Burj K... 13 200

PO Box Postal Code City Country\*

1100... 21000 New Delhi India

Back 17% Save



For ID Type as "TIN" - After selecting the ID Type as "TIN" and after providing the ID Number the details in rest all other fields will be pre-populate.

Capital Gains Tax Return Number: RETURN - NEW

1 Taxpayer Information 2 Transaction Information 3 Summary 4 Additional Information 5 Payment Details 6 Declaration

Is the Buyer Registered under the State of Qatar?\* ☒ Yes ☐ No

ID Type\* TIN ID Number\* 5000039206

Mobile Number\* +974 33415109 Phone Number +91 8285200642

Residential Status Resident

Email Address\* sparshtyagi2010@gmail.com

Zone Street\* Building\* Floor Unit #  
Zone... Street:- 7 Building:- Burj K... 13 200

PO Box Postal Code City Country\*  
1100... 21000 New Delhi India

Back 17% Save

## If the Buyer is Non-Registered

After selecting the radio-button as "No" the Taxpayer needs to select the ID Type from the drop-down list of "QID", "Passport", "Tax Identification in your Country" and "Registration ID In your Country".

For ID Type as "QID" - After selecting the ID Type as "QID" the Taxpayer needs to fill the details.



**ضريبة**  
**Dhreeba**  
tax portal

عربي | Name: Sparsh Tyagi | Home | Help | Logout

Capital Gains Tax Return Number: RETURN - NEW

1 Taxpayer Information 2 Transaction Information 3 Summary 4 Additional Information 5 Payment Details 6 Declaration

Is the Buyer Registered under the State of Qatar? ☐ Yes ☒ No

ID Type  ID Number  Mobile Number  Phone Number

First Name  Last Name  Email Address

Zone  Street  Building  Floor  Unit #

PO Box  Postal Code  City  Country

Back 17% Save

For ID Type as "Passport" - After selecting the ID Type as "Passport" the Taxpayer needs to fill the details.

**ضريبة**  
**Dhreeba**  
tax portal

عربي | Name: Sparsh Tyagi | Home | Help | Logout

Capital Gains Tax Return Number: RETURN - NEW

1 Taxpayer Information 2 Transaction Information 3 Summary 4 Additional Information 5 Payment Details 6 Declaration

Is the Buyer Registered under the State of Qatar? ☐ Yes ☒ No

ID Type  ID Number  Mobile Number  Phone Number

Issuing Country  Email Address

First Name  Last Name  Zone  Street  Building  Floor  Unit #

PO Box  Postal Code  City  Country

Back 17% Save

For ID Type as "Tax Identification in your Country" or, For ID Type as "Registration ID in your Country" - After selecting the ID Type as "Tax Identification in your Country" or "Registration ID in your Country" the Taxpayer needs to fill the details.

Capital Gain Tax Return

Copy01 - 2020



After providing the details for Registered or Non-Registered Buyer, Taxpayer needs to click on "Save" button.

After clicking on "Save" button, Taxpayer will be navigated to Buyer Details Summary Screen where Taxpayer will be able to see all the details in tabular form. The option to add/edit/delete Buyer details is available to add additional Buyers or edit/delete details.

After providing all the Buyer Details the Taxpayer needs to click on "Continue" button which will navigate the Taxpayer to "Asset Details" screen.



Capital Gains Tax Return Number: RETURN - NEW

1 Taxpayer Information 2 Transaction Information 3 Summary 4 Additional Information 5 Payment Details 6 Declaration

### Buyer Details

1	Buyer Name	ID Type	ID Number	Phone Number	Email Address	Actions
2	Sparsh Srishti Tyagi	Passport	SparshSrishtiTyagi	+91 8285200641	sparshtyagi2010@gmail.com	

Add Buyer

Back 17% Save as Draft Continue

After clicking on “Continue” button, system will ask from the Taxpayer “Are you sure all the buyers are added?”.

In case if Taxpayer clicks on “Yes”, Taxpayer will navigate to “Asset Details” screen otherwise on clicking “No” will keep the Taxpayer on same screen.

Capital Gains Tax Return Number: RETURN - NEW

1 Taxpayer Information 2 Transaction Information 3 Summary 4 Additional Information 5 Payment Details 6 Declaration

### Buyer Details

1	Buyer Name	ID Type	ID Number	Phone Number	Email Address	Actions
2	Sparsh Srishti Tyagi	Passport	SparshSrishtiTyagi	+91 8285200641	sparshtyagi2010@gmail.com	

Add Buyer

Back 17% Save as Draft Continue

Confirmation

Are you sure all the buyers are added?

Yes No





### Step 3: Asset Details

After clicking on "Yes" button on confirmation message, Taxpayer will be navigated to "Asset Details" screen.

The screenshot shows the 'Asset Details' screen in the Dhareeba tax portal. The header includes the Dhareeba logo, the text 'ضريبة Dhareeba tax portal', and user information 'Name: Sparsh Tyagi'. The main heading is 'Capital Gains Tax Return Number: RETURN - NEW'. Below this is a progress bar with six steps: 1. Taxpayer Information, 2. Transaction Information (active), 3. Summary, 4. Additional Information, 5. Payment Details, and 6. Declaration. The 'Asset Details' section contains a sidebar with numbered steps 1 and 2. The main area has two columns of fields. The left column includes 'Asset Type' (a dropdown menu), 'Transaction Type' (a dropdown menu), 'Acquisition Date' (a date picker), and 'Disposal Date' (a date picker). The right column includes 'Proceeds' (a text input), 'Cost' (a text input with a 'Details' link), 'Adjustments' (a text input with a 'Details' link), and 'Capital Gain or Loss' (a text input). At the bottom, there is a 'Back' button, a progress bar at 17%, and a 'Save' button.

Here the Taxpayer first needs to select his Asset Type from the drop-down list of "Shares/ Fin. Instruments - Listed", " Shares/Fin. Instruments - Not Listed", "Tangible Assets" and " Intangible Assets".

This screenshot is identical to the previous one, but with the 'Asset Type' dropdown menu open. The dropdown list shows four options: 'Shares/Fin. Instruments - Listed', 'Shares/Fin. Instruments - Not Listed', 'Tangible Assets', and 'Intangible Assets'. The rest of the screen, including the progress bar and other fields, remains the same.



For Asset Type as " Shares/Fin. Instruments - Listed"

- Transaction Type: - Taxpayer can select the Transaction Type from the drop-down list of "Sale", "Partial disposal", " Transfer to Related Party" and "Others".
- QSE Listing Code: - Taxpayer can select the QSE Listing Code from the drop-down list.
- Company TIN and Company Name: - Details in both the fields will be pre-populate based on the selection of "QSE Listing Code".
- Acquisition Date: - Taxpayer needs to provide the past date as the Acquisition Date.
- Disposal Date: - Taxpayer needs to provide either the current or past date and the date needs to be greater than Acquisition Date.
- Reportable Under: - Taxpayer can select the Reportable Under from the drop-down list of "FATCA", "IGA", "CRS" and "Not Applicable".
- Transaction Description: - This field will appear only in case if Taxpayer selects his Transaction Type as "Others" where the Taxpayer needs to enter the description of Transaction.
- Proceeds: - Taxpayer needs to enter the details in Proceeds field with uploading attachment as a proof.



ضريبة  
Shareeaba  
tax portal

عربي | Name: Sparsh Tyagi

Capital Gains Tax Return Number:700000001547 RETURN - NEW

1 Taxpayer Information

2 Transaction Information

3 Summary

4 Additional Information

5 Payment Details

6 Declaration

Asset Details

1 Asset Type \* Shares/Fin. Instruments ...

2 Transaction Type \* Transfer to Related Party

QSE Listing Code \* BLDN

Company TIN \* 4869252511

Company Name BALADNA COMPANY

Acquisition Date \* 29/08/2010

Disposal Date \* 30/08/2020

Reportable Under \* CRS

Proceeds \* 33,000.00

Cost\* Details 1,000.00

Adjustments Details -40.00

Capital Gain or Loss 32,040.00

Back

17%

Cancel

Save

For Asset Type as " Shares/Fin. Instruments - Not Listed"

Transaction Type: - Taxpayer can select the Transaction Type from the drop-down list of "Sale", "Exchange", "Donation", "Partial disposal", " Transfer to Related Party" and " Others".

Remaining fields description are identical to that of Asset Type as " Shares/Fin. Instruments - Listed"

ضريبة  
Shareeaba  
tax portal

عربي | Name: Sparsh Tyagi

Capital Gains Tax Return Number:700000001547 RETURN - NEW

1 Taxpayer Information

2 Transaction Information

3 Summary

4 Additional Information

5 Payment Details

6 Declaration

Asset Details

1 Asset Type \* Shares/Fin. Instruments ...

2 Transaction Type \* Donation

Company TIN \* 5000039206

Company Name Sparsh Srishti Tyagi

Acquisition Date \* 29/08/2010

Disposal Date \* 30/08/2020

Proceeds \* 33,000.00

Cost\* Details 1,000.00

Adjustments Details -40.00

Capital Gain or Loss 32,040.00

Back

17%

Cancel

Save



For Asset Type as "Tangible Assets"

Transaction Type: - Taxpayer can select the Transaction Type from the drop-down list of "Sale", "Exchange", "Donation", "Partial disposal", "Expropriation", "Transfer to Related Party", "Transfer of property for shares" and "Others".

Remaining fields description are identical to that of Asset Type as "Shares/Fin. Instruments - Listed"

The screenshot shows the 'Transaction Information' tab of the 'Capital Gains Tax Return' form. The form is titled 'RETURN - NEW' and displays the return number '700000001547'. The user is 'Sparsh Tyagi'. The form is divided into six sections: 1. Taxpayer Information, 2. Transaction Information (active), 3. Summary, 4. Additional Information, 5. Payment Details, and 6. Declaration. The 'Asset Details' section is expanded, showing the following fields:

Field	Value
Asset Type	Tangible Assets
Asset Description	Tangible Assets for Sale
Transaction Type	Sale
Acquisition Date	29/08/2010
Disposal Date	30/08/2019
Proceeds	33,000.00
Cost	1000.00
Adjustments	-40.00
Capital Gain or Loss	32,040.00

At the bottom of the form, there is a 'Back' button, a progress bar showing 17% completion, and 'Cancel' and 'Save' buttons.



For Asset Type as "Intangible Assets"

Transaction Type: - Taxpayer can select the Transaction Type from the drop-down list of "Sale", "Exchange", "Donation", "Partial disposal", "Expropriation", "Transfer to Related Party", "Transfer of property for shares" and "Others". Remaining fields description is identical to that of Asset Type as "Shares/Fin. Instruments - Listed"

The screenshot displays the 'Asset Details' form within the Dhareeba tax portal. The form is titled 'RETURN - NEW' and shows a progress bar at the bottom indicating 17% completion. The form is divided into two main sections: 'Asset Details' and 'Transaction Details'.

**Asset Details:**

- Asset Type: Intangible Assets
- Asset Description: Intangible Assets for Donation
- Transaction Type: Partial disposal
- Acquisition Date: 29/08/2010
- Disposal Date: 30/08/2020

**Transaction Details:**

- Proceeds: 33,000.00
- Cost: 1,000.00
- Adjustments: -40.00
- Capital Gain or Loss: 32,040.00

The form includes a 'Back' button, a 'Cancel' button, and a 'Save' button. A progress bar at the bottom shows 17% completion.



## Step 4: Cost Details

After clicking on "Details" button of Cost, Taxpayer will be navigated to "Cost Details" screen where he needs to select his "Acquisition Type".

Taxpayer will get two options to select the Acquisition Type from the drop-down list of "Cost" and "Other Basis".

For Acquisition Type as "Cost"

After selecting the Acquisition Type as "Cost", Taxpayer needs to provide the details in Purchase Price and Cost of Purchase Price fields with attachment as a proof as per the below screen and as per his requirements.

Total Cost will be calculated based on the sum of "Purchase Price" and "Cost of Purchase".

Capital Gains Tax Return Number: 700000001547 RETURN - NEW

1 Taxpayer Information 2 Transaction Information 3 Summary 4 Additional Information 5 Payment Details 6 Declaration

### Cost Details

Acquisition Type*		Cost
Purchase Price* ⓘ		1,500.00
Cost of Purchase ⓘ		2,000.00
Total Cost		3,500.00

◀ Back 36% Cancel Save



Taxpayer needs to attach the document as a proof for "Purchase Price" and "Cost of Purchase" by clicking on "Attachment" button.

Capital Gains Tax Return Number: 700000001547 RETURN - NEW

1 Taxpayer Information 2 Transaction Information 3 Summary 4 Additional Information 5 Payment Details 6 Declaration

**Cost Details**

Acquisition Type\*

Purchase Price\* ⓘ

Cost of Purchase ⓘ

Total Cost

**Purchase Price Details**

1. File size should be less than 5MB  
2. Choose only file with extension: PDF / JPG / JPEG / PNG / XLS / XLSX / DOC / DOCX

Attachments (1) +

Purchase Price Details.xlsx

Close

Back 36% Cancel Save

For Acquisition Type as "Other Basis"

After selecting the Acquisition Type as "Other Basis", Taxpayer needs to select the Acquired by Inheritance/Gift from the drop-down list of "Inheritance" and "Gift".

Capital Gains Tax Return Number: 700000001547 RETURN - NEW

1 Taxpayer Information 2 Transaction Information 3 Summary 4 Additional Information 5 Payment Details 6 Declaration

**Cost Details**

Acquisition Type\* Other Basis

Acquired by Inheritance/Gift\* Select

Basis of Property Acquired by Gift\* ⓘ

Total Cost

Back 36% Cancel Save



## Acquired by Inheritance

Total Cost will be calculated based on the amount provided in the "Basis of Inherited Property".

Capital Gains Tax Return Number: 700000001547 RETURN - NEW

1 Taxpayer Information 2 Transaction Information 3 Summary 4 Additional Information 5 Payment Details 6 Declaration

### Cost Details

Acquisition Type*	Other Basis
Acquired by Inheritance/Gift*	Inheritance
Basis of Inherited Property * 1	5,000.00
Total Cost	5,000.00

Back Cancel Save

36%

Taxpayer needs to attach the mandatory attachment as a proof for "Basis of Inherited Property".

Taxpayer needs to click on "Save" button after providing all the details on Cost Details screen.

Capital Gains Tax Return Number: 700000001547 RETURN - NEW

1 Taxpayer Information 2 Transaction Information 3 Summary 4 Additional Information 5 Payment Details 6 Declaration

### Cost Details

Acquisition Type*	Other Basis
Acquired by Inheritance/Gift*	Inheritance
Basis of Inherited Property * 1	5,000.00
Total Cost	5,000.00

Back Cancel Save

36%

Basis of Inherited Property

1. File size should be less than 5MB  
2. Choose only file with extension: PDF / JPG / JPEG / PNG / XLS / XLSX / DOC / DOCX

Attachments (1) +

Basis of Inherited Property.docx

Close





## Acquired by Gift

Total Cost will be calculated based on the amount provided in the "Basis of Property Acquired by Gift".

Capital Gains Tax Return Number: 700000001547 RETURN - NEW

1 Taxpayer Information 2 Transaction Information 3 Summary 4 Additional Information 5 Payment Details 6 Declaration

### Cost Details

Acquisition Type*	Other Basis
Acquired by Inheritance/Gift*	Gift
Basis of Property Acquired by Gift* ⓘ	250.00
Total Cost	250.00

◀ Back 18% Cancel Save

Taxpayer needs to attach the mandatory attachment as a proof for "Basis of Property Acquired by Gift".

Capital Gains Tax Return Number: 700000001547 RETURN - NEW

1 Taxpayer Information 2 Transaction Information 3 Summary 4 Additional Information 5 Payment Details 6 Declaration

### Cost Details

Acquisition Type*	
Acquired by Inheritance/Gift*	
Basis of Property Acquired by Gift* ⓘ	
Total Cost	

Basis of Property Acquired by Gift

1. File size should be less than 5MB  
2. Choose only file with extension: PDF / JPG / JPEG / PNG / XLS / XLSX / DOC / DOCX

Attachments (1) +

Basis of Property Acquired by Gift.docx

Close

◀ Back 36% Cancel Save



## Adjustments

After clicking on "Details" button of Adjustment, Taxpayer will be navigated to "Adjustment Details" screen where he needs to provide the details in "Increases to Basis" and "Decreases to Basis" fields.

Taxpayer needs to provide the attachment as a proof for "Increases to Basis" and "Decreases to Basis" only in case if the amount for them is more than 0.00 QAR.

Total Adjustment will be calculated from the difference between the "Decreases to Basis" and "Increases to Basis".

Capital Gains Tax Return Number: 700000001547 RETURN - NEW

1 Taxpayer Information 2 Transaction Information 3 Summary 4 Additional Information 5 Payment Details 6 Declaration

Adjustments (if any), to Gain or Loss

Increases to Basis ⓘ		1,000.00
Decreases to Basis ⓘ		850.00
Total Adjustment (+/-)		150.00

◀ Back 18% Cancel Save

Taxpayer needs to attach the details for Increases to Basis and Decrease in Basis.



Capital Gains Tax Return Number: 700000001547 RETURN - NEW

1 Taxpayer Information 2 Transaction Information 3 Summary 4 Additional Information 5 Payment Details 6 Declaration

Adjustments (if any), to

Increases to Basis ⓘ

Decreases to Basis ⓘ

Total Adjustment [+/-]

Increases to Basis Details

1. File size should be less than 5MB  
2. Choose only file with extension: PDF / JPG / JPEG / PNG / XLS / XLSX / DOC / DOCX

Attachments (1) +

Increases to Basis Details.doc

Close

Back 36% Cancel Save

After providing all the required details for Adjustments, Taxpayer needs to click on "Save" button.

Capital Gain or Loss will be calculated based on the sum of Proceeds, Costs and Adjustments. After providing all the required details on Asset Details screen Taxpayer needs to click on "Save" button.

After clicking on "Save" button, Taxpayer will be navigated to "Transaction Information" summary screen where the details for Asset will appear in the summary table where the Taxpayer can get the option to add/edit/delete Asset details as required. Taxpayer needs to click on "Continue" button after adding all the details for Assets.



The screenshot displays the 'Transaction Information' step of a new Capital Gains Tax Return. The header shows the Dhreeba logo, the text 'ضريبة Dhreeba tax portal', and user information: 'عربي | Name: Sparsh Tyagi'. The return number is '700000001547'. The progress bar indicates 36% completion. The table lists one transaction for 'Tangible Assets' with a disposal date of 30/08/2019, proceeds of 33000.00, cost of 1000.00, and adjustments of -40.00, resulting in a net capital gain/loss of 32040.00. The bottom navigation bar includes 'Back', 'Cancel', 'Save as Draft', and 'Continue' buttons.

Asset Type	Disposal Date	Currency	Proceeds	Cost	Adjustments	Net Capital Gain/Loss	Actions
Tangible Assets	30/08/2019	QAR	33000.00	1000.00	-40.00	32040.00	

[+ Add Transaction](#)

## Step 5: Summary

After clicking on "Continue" button, Taxpayer will be navigated to "Summary" screen where Taxpayer can edit details by clicking on "Edit" icon and can add Withholding Tax details by clicking on "Details" button.

The Taxpayer will be able to add the Withholding Tax deducted by clicking on the + Details button and provide the information. The total of the Withholding Tax Adjustment should not be greater than Total Capital Gains Tax + Penalties.

Final amount of Capital Gains Tax Payable/Overpaid will be computed

After reviewing all the details on Summary screen, Taxpayer needs to click on "Continue" button.



ضريبة  
Dhareeba  
tax portal

عربي | Name: Sparsh Tyagi

Capital Gains Tax Return Number:700000001547 RETURN - NEW

1 Taxpayer Information 2 Transaction Information 3 Summary 4 Additional Information 5 Payment Details 6 Declaration

### Computation of Capital Gains Tax Payable

Asset Type	Currency	Net Capital Gain/Loss	Tax Rate	Capital Gains Tax	Late Payment Penalty	Late Filing Penalty	Total	Action
Tangible Assets	QAR	32040.00	10.00	3204.00	768.96	168500.00	172472.96	
Total Capital Gains Tax	QAR	32040.00		3204.00	768.96	168500.00	172472.96	

### WHT Adjustment

Details

WHT Certificate Reference #	Currency	WHT Amount	Total	Action

Back

33%

Cancel

Save as Draft

Continue

ضريبة  
Dhareeba  
tax portal

عربي | Name: Sparsh Tyagi

Tangible Assets QAR 32040.00 10.00 3204.00 768.96 168500.00 172472.96

Total Capital Gains Tax QAR 32040.00 3204.00 768.96 168500.00 172472.96

### WHT Adjustment

Details

WHT Certificate Reference #	Currency	WHT Amount	Total	Action
No data				
Total WHT Adjustment	QAR	0.00	0.00	

### Net Capital Gains Tax Payable

Net Capital Gains Tax Payable	QAR	172472.96
-------------------------------	-----	-----------

Back

33%

Cancel

Save as Draft

Continue

## Step 6: Additional Information

After clicking on "Continue" button, Taxpayer will be navigated to "Additional Information" screen where Taxpayer can provide additional notes and attach documents only if Taxpayer requires else, click on "Continue" button.



ضريبة  
Dhareeba  
tax portal

عربي | Name: Sparsh Tyagi

Capital Gains Tax Return Number:700000001547 RETURN - NEW

1 Taxpayer Information

2 Transaction Information

3 Summary

4 Additional Information

5 Payment Details

6 Declaration

### Additional Information

Attach any supporting documents (if any)

Additional Notes

Back

50%

Cancel

Save as Draft

Continue

## Step 7: Payment Details

After clicking on "Continue" button, if Taxpayer is liable for any Amount then Taxpayer will be navigated to "Payment Details" screen else the Taxpayer will be navigated to Declaration Screen in case not liable for any Amount.

Taxpayer needs to click on Pay button.

ضريبة  
Dhareeba  
tax portal

عربي | Name: Sparsh Tyagi

Capital Gains Tax Return Number:700000001547 RETURN - NEW

1 Taxpayer Information

2 Transaction Information

3 Summary

4 Additional Information

5 Payment Details

6 Declaration

### Payment Details

Please note that you need to pay the below mandatory Capital Gains Tax in order to proceed further

Payment Details	Amount	Currency	Payment Status
Net Capital Gains Tax Payable	172472.96	QAR	Pending

Pay

Back

67%

Cancel

Save as Draft

Continue



After clicking on “Pay” button, Taxpayer will be navigated to “Payment Gateway” screen where he can select any of the payment methods to make the payment.

For Example, if Taxpayer selects Debit Card/ Credit Card.

Taxpayer should enter payment card details and click on confirm button.



**ضريبة**  
**Dhareeba**  
tax portal

TIN: 5000017202

Total payment to be made: **396 QAR**

Home → Debit Card/Credit Card

## QPay

Payment Unique Number: 20081101815000022  
Description: Payment+Description  
Amount  
QAR **396.00**

**Enter your payment card details**

Card Number   
Card Expiry Date

By clicking the "Continue" button, you hereby acknowledge accepting the [Terms and Conditions](#) of payment.

For proper completion of your transaction, please do not refresh this page or click the browser's back button.

**ضريبة**  
**Dhareeba**  
tax portal

TIN: 5000017202

Total payment to be made: **396 QAR**

Home → Debit Card/Credit Card

## QPay

Payment Unique Number: 20081101815000022  
Description: Payment+Description  
Amount  
QAR **396.00**

**Enter your debit card PIN**

Card Number:  
4215 37\*\* \*\*\*\* 3243

Your 4 or 6 digit PIN

Payment successful message will appear on screen.





ضريبة  
Dhareeba  
tax portal

TIN: 5000017202

Total payment to be made: **396 QAR**

Home → Debit Card/Credit Card

## QPay

Payment Unique Number: 20081101815000022

Description: Payment+Description

Amount  
QAR **396.00**

**Your payment was successful!**

Confirmation ID: 202008110918164340000000000

This page will be automatically submitted in [14] seconds

NAPS

Continue

Save

For proper completion of your transaction, please do not refresh this page or click the browser's back button.

After payment successful message Payment status is updated on taxpayer portal.

ضريبة  
Dhareeba  
tax portal

عربي

Name: Sparsh Tyagi  
TIN: 5000195263

Home

Profile

Logout

Capital Gains Tax Return Number: 700000001547

RETURN - NEW

1 Transaction Information

2 Summary

3 Additional Information

**4 Payment Details**

5 Declaration

### Payment Details

Please note that you need to pay the below mandatory Capital Gains Tax in order to proceed further

Payment Details	Amount	Currency	Payment Status
Net Capital Gains Tax Payable	172472.96	QAR	Successful

Back

80%

Continue



## Step 8: Declaration

After clicking on "Continue" button, Taxpayer will be navigated to "Declaration" screen.

Taxpayer needs to read all the Terms and Conditions by clicking on "Terms and Conditions" hyper-link and then needs to click on "I Agree" button to enable the first checkbox and then needs to select the last checkbox to submit his application for Capital Gains Tax Return.

ضريبة  
Dhreeba  
tax portal

عربي | Name: Sparsh Tyagi  
TIN: 5000195263

Capital Gains Tax Return Number: 700000001547 RETURN - NEW

1 Transaction Information 2 Summary 3 Additional Information 4 Payment Details 5 Declaration

### Declaration

First Name: Sparsh Last Name: Tyagi Designation: Taxpayer Date: 31/08/2020

Email Address: sparshTyagi2010@gmail.com Phone Number: + 91 8285200642

☐ I agree with the Terms and Conditions

☐ I declare that the information provided in this form is true and correct.

Back 100%



## Terms and Conditions

The screenshot shows a modal window titled "Terms and Conditions" with a list of 10 bullet points. At the bottom right are "Cancel" and "I Agree" buttons. A progress bar at the bottom indicates 100% completion.

**Terms and Conditions**

- We hereby confirm that the agreement appended to this return represents the whole and complete agreement between the parties.
- We acknowledge the right of the GTA to assess the correctness of tax computation included herein within the scope of the prescribed statute of limitation or in cases new pertinent information becomes available.
- We confirm that we are aware that we are jointly liable for any amounts of tax due by virtue of this transaction and in case of share transactions, following the transaction the target remains liable for pre-transaction tax obligations/liabilities, irrespective of the possibly applicable exemptions pertaining to the transferee.
- We confirm that we are aware of the liability connected with provision of untrue, incorrect or incomplete information.
- We declare that we will provide the GTA with further information upon request, if required.
- We declare that the price agreed between the parties has been established at arm's length. (This will be shown only for Transaction Type - Transfer to Related Party)
- We declare that the transaction is a bona fide arrangement.
- We declare that we are the beneficial owner of the payment under this transaction.
- We declare that we are not a low substance entity.
- We declare that the documentation pertaining to the transaction as well as the information allowing determination of the tax base will be stored and accessible to GTA for the period of 10 years following the year of the transaction.

Cancel I Agree

Back 100%

Taxpayer needs to select the last checkbox to enable the "Submit" button. Taxpayer should click on "Submit" button to submit the application for "Capital Gains Tax Return".

The screenshot shows the "Declaration" step of the "RETURN - NEW" process. It includes fields for personal and contact information, two checkboxes for agreement, and a progress bar at the bottom.

**Capital Gains Tax Return Number:** 700000001547 **RETURN - NEW**

1 Transaction Information 2 Summary 3 Additional Information 4 Payment Details 5 Declaration

**Declaration**

First Name: Sparsh Last Name: Tyagi Designation: Taxpayer Date: 31/08/2020

Email Address: sparshTyagi2010@gmail.com Phone Number: + 91 8285200642

☒ I agree with the Terms and Conditions

☒ I declare that the information provided in this form is true and correct.

Back 100% Submit



## Step 9: Acknowledgement

After clicking on “Submit” button, Taxpayer will be navigated to Acknowledgement Screen.

ضريبة  
Dhareeba  
tax portal

عربي | Name: Sparsh Tyagi  
TIN: 5000195263

✓

**Application for Capital Gains Tax Return complete**

Your Return reference number is  
**700000001547 submitted on: 31/08/2020**

Kindly use your reference number to track your Capital Gain Return status in the system and when contacting us.  
This Notification confirms that we have received your return, however this is not an approval nor a rejection of your return.  
Kindly note that the General Tax Authority reserves the right to request additional documents and details concerning your return.

For any inquiry or assistance, please contact us on:  
Within Qatar: 16565  
Outside Qatar: +974 4406 9941  
Write to us at [support@gta.gov.qa](mailto:support@gta.gov.qa) or to learn more, visit [www.gta.gov.qa](http://www.gta.gov.qa)

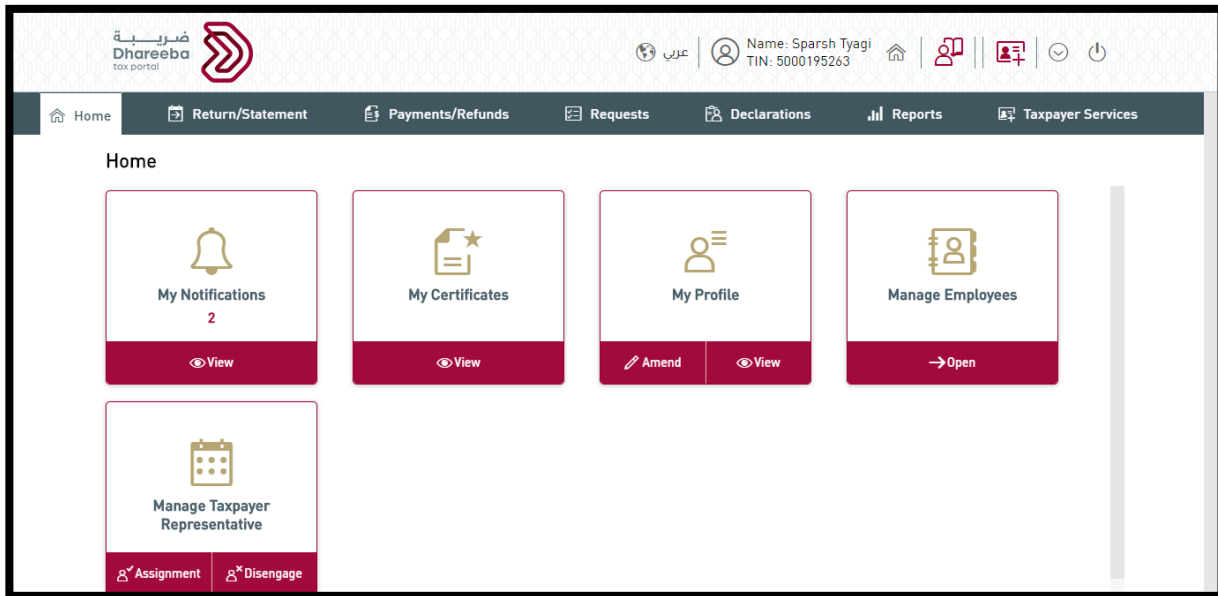
✕ Close



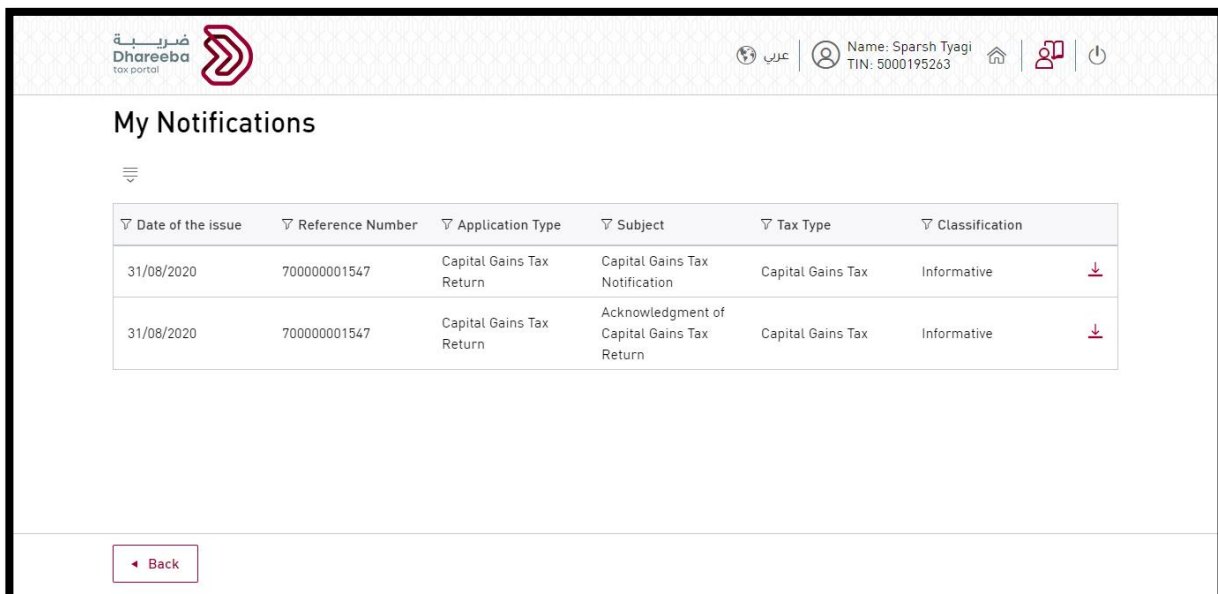
## 4. Annexure - Correspondence received by Taxpayer

### 4.1 Steps how Taxpayer can open and view notifications on the portal

A taxpayer should log in to Taxpayer Portal and needs to click on “View” button on “My Notifications” tile under the “Home” tab.



The Taxpayer should check and can download the Acknowledgement and Invoice of Capital Gains Tax return.





## **4.2 Taxpayer will receive SMS, Email, PDF on Mobile, Email ID, Dashboard**

The Taxpayer will receive the following notifications:

SMS, Email and PDF on payment of Capital Gains Tax return:

SMS, Email and PDF on Submission of Capital Gains Tax return: