



Excise Tax Return - New User Manual

Dhareeba Tax Portal

Table of Content

1 PURPOSE OF THIS DOCUMENT	4
2 STEPS TO FILE EXCISE TAX RETURN BY THE TAXPAYER	19
3 ANNEXURE – CORRESPONDENCE RECEIVED BY TAXPAYER	37
STATUS OF EXCISE TAX RETURN APPLICATION	40



1

Purpose of this document



1 Purpose of this document

The Objective of this document is to explain how Taxpayer can file Excise Tax Return on Dhareeba portal.

Excise Tax is a consumption-based tax that is applied to specific goods types in the State of Qatar.

Excise Tax is levied on those specified goods at the time of import, on production of excisable goods and on release of excisable goods under suspension for local consumption.

Excise tax must be paid post filing of Excise Tax Return; any amount paid by the Taxpayer at Customs during import of excisable goods will be set off against the Excise Tax Liability.

Goods Type: Following are the goods type that are subjected to Excise Tax with the corresponding tax rates:

- Tobacco and its Derivatives – 100% tax rate
- Carbonated Drinks – 50% tax rate
- Energy Drinks – 100% tax rate
- Special Goods – 100% tax rate

Pre-requisites to file Excise Tax Original Return

- The taxpayer must be registered for Excise Tax with the General Tax Authority and have a Tax Identification Number.



2

Steps to file Excise Tax Return by the Taxpayer

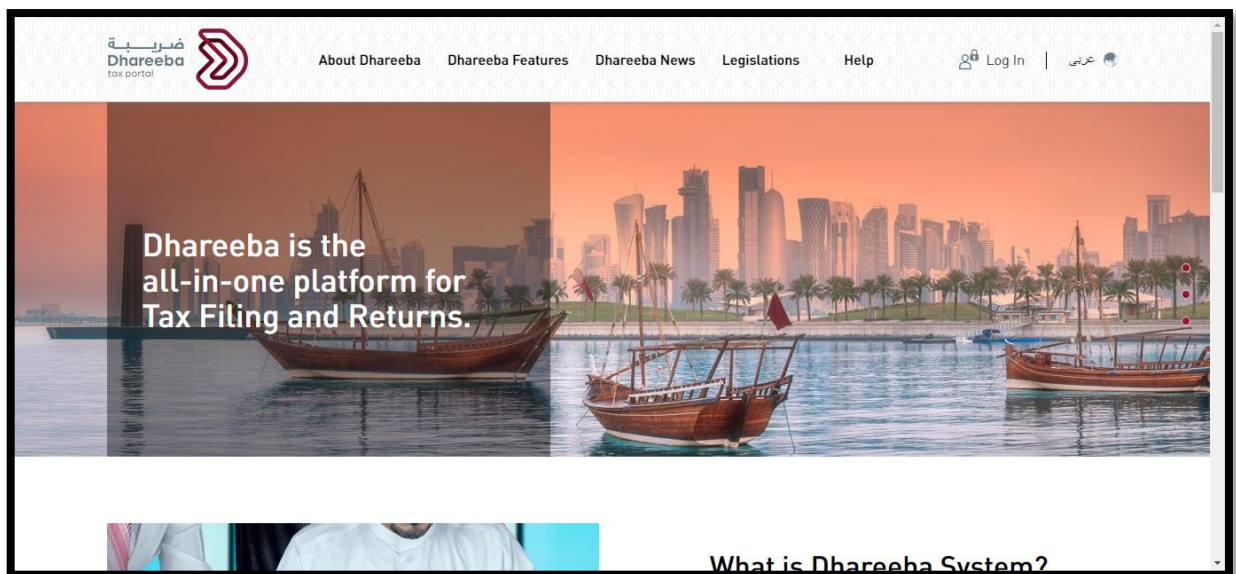


2 Steps to file Excise Tax Return by the Taxpayer

Step 1: Login Screen

A taxpayer should Log-in through Dhareeba where a taxpayer is automatically directed to NAS (to know how to Sign-up please refer to the document: [GTA_TAS_Self Registration](#) on National Authentication System).

NOTE: “FAQ” and “Taxpayer Guide” are available under the “Help” tab.





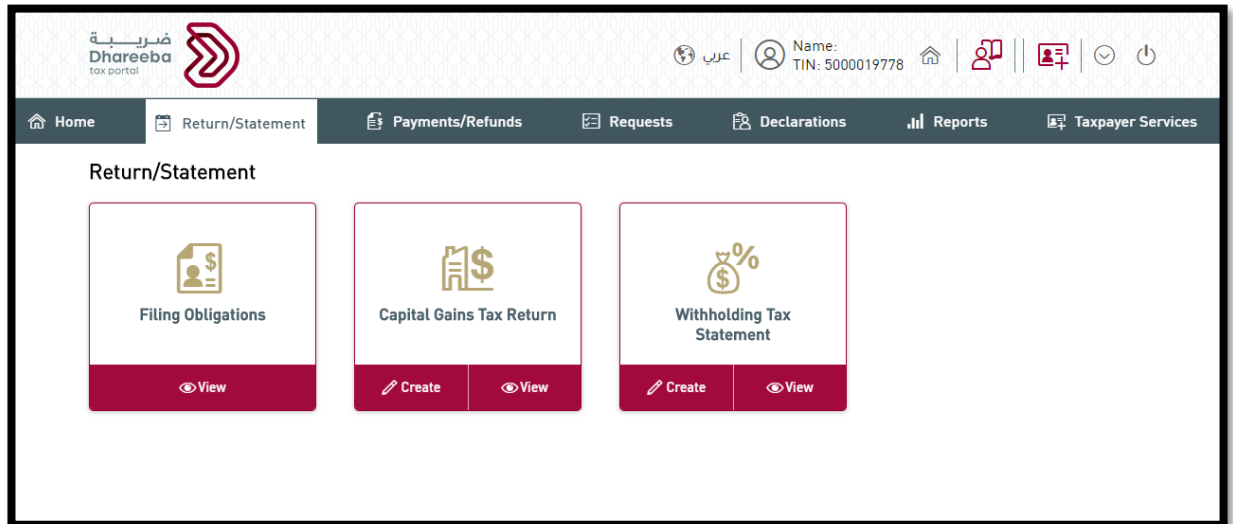
Taxpayer should enter **QID** or **Email address** as 'Username' and its associated password and click on "**Continue**" button after providing the login credentials.

Step 2: Dashboard

After successful login, The Taxpayer will be navigated to the home page on Taxpayer Portal.

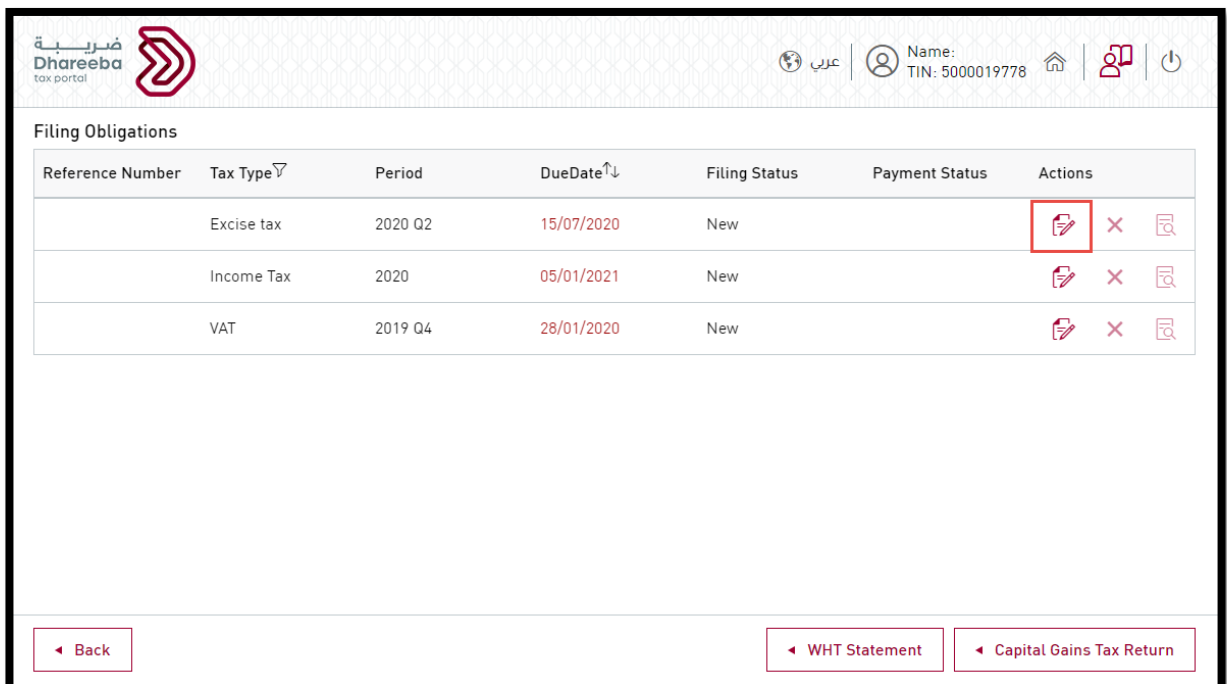


Taxpayer should select **Return/Statement** tab. The Taxpayer will be displayed the Filing Obligations tile under the Return/Statements tab.



Taxpayer should click on **'View'** in the Filing Obligations Tile. The Taxpayer will be navigated to the Filing Obligations page.

Create Button: To file the Excise Tax Return, Taxpayer should click on **Create** Button, this will open the Instructions Screens.





The Excise Tax Return application has following sections:

- Instructions Page
- Excisable Goods Details
- Excise Tax Calculation
- Additional Information
- Tax Summary
- Declaration

Step 3: Instructions Screen

The Taxpayer will be navigated to “Instructions” screen.

Taxpayer should select radio button ‘No’ if he does not want to file NIL Return.

If Taxpayer selects radio button YES to file NIL Return, then Reason to file NIL Return will be displayed. Taxpayer should select options from the dropdown.

Taxpayer should click on Start now button.

Dhareeba tax portal عربي | Name: TIN: 5000019778 | Home | Profile | Logout

Instructions for Taxpayers

These instructions need to be read and understood before starting the Return Filing

- Ensure to provide accurate information
- The information you provide in this return will be kept strictly confidential
- It is an offense to provide false and misleading information to General Tax Authority
- Please note that GTA has the right to ask for additional information and audit your tax return

Do you want to file NIL return? ?

☒ Yes ☐ No

Reasons to file NIL return?

▼

- ☐ No production of Excisable Goods
- ☐ No imports of Excisable Goods

[◀ Back](#) [Start Now ▶](#)



Step 4: Excisable Goods Details

- a. In case the Taxpayer has chosen 'Yes' for the option 'Do you want to file NIL Return', Taxpayer will not have to fill any details in Excise Tax Return.

Dhareeba
tax portal

عربي | Name: TIN: 5000019778 | Home | Help | Logout

Excise Return Number: RETURN-NEW Tax Period: 2020 Q2 [01/04/2020 - 30/06/2020]

1 Excisable Goods Details 2 Excise Tax Calculation 3 Additional Information 4 Tax Summary 5 Declaration

Download Upload Delete All

SKU Code	Description	RSP	Quantity	Total RSP	Excise Tax Paid	Status	Actions
No data							
Total			0	0.00	0.00	0/0	

Add More

Back 60% Save as Draft Continue

Save as Draft – Taxpayer can save the Tax Return in draft; the application reference number gets generated. All the details entered in the form by the Taxpayer gets saved.



- b. In case Taxpayer has chosen **NO** for the option 'Do you want to file NIL Return', Taxpayer can add Excisable Goods Details either manually or via uploading an Excel in which the Taxpayer has entered details of Excisable Goods Details.

1) Entering Excisable Goods Details Manually

In case the Taxpayer enters the Excisable Goods Details manually, the screen will appear as under.

Taxpayer can enter the details either by 'Goods Type' or by 'SKU Code'.

Search by Goods Type :

Taxpayer can select the **Goods Type** and its details from the dropdown and fill remaining details in the application.

Excise Return Number: RETURN-NEW **Tax Period:** 2020 Q2 [01/04/2020 - 30/06/2020]

1 Excisable Goods Details 2 Excise Tax Calculation 3 Additional Information 4 Tax Summary 5 Declaration

Search By ☒ Goods Type ☐ SKU Code

Goods Type	TOBACCO AND ITS DERIVATIVES	Quantity (Imported) at Customs(A)	1,000
HS CODE	24022073	Quantity Produced outside Tax Warehouse(B)	2,000
Brand	ACE	Quantity (Sold Locally)	3,000
Description	ACE BLUE 20'S	Quantity liable for Excise Tax(A+B)	3,000
SKU Code	240220000010001004	RSP before Excise Tax (QAR)	10.00
		Total RSP before Excise Tax (QAR)	30,000.00
		Excise Tax Paid/Deferred at Customs	10,000.00

Back **Save**

60%



Search by -SKU Code

Taxpayer should enter 'SKU Code' and all the details - Goods Type, HS code, Brand, Description will populate automatically based on the entered SKU code.

Dhareeba
tax portal

عربي

Name:
TIN: 5000019778

Excise Return Number: RETURN-NEW Tax Period:2020 Q2 [01/04/2020 - 30/06/2020]

1 Excisable Goods Details

2 Excise Tax Calculation

3 Additional Information

4 Tax Summary

5 Declaration

Search By ☐ Goods Type ☒ SKU Code

Goods Type

TOBACCO AND ITS DERIVATIVES

HS CODE

24022073

Brand

ACE

Description

ACE BLUE 20'S

SKU Code

240220000010001004

Quantity (Imported) at Customs(A)

1,000

Quantity Produced outside Tax Warehouse(B)

2,000

Quantity (Sold Locally)

3,000

Quantity liable for Excise Tax(A+B)

3,000

RSP before Excise Tax (QAR)

10.00

Total RSP before Excise Tax (QAR)

30,000.00

Excise Tax Paid/Deferred at Customs

10,000.00

Back

60%

Save



2) Entering Excisable Goods Details via Excel Template

Taxpayer should download the Excel Template by clicking on 'Download' button.

Excise Return Number: RETURN-NEW Tax Period: 2020 Q2 [01/04/2020 - 30/06/2020]

1 Excisable Goods Details 2 Excise Tax Calculation 3 Additional Information 4 Tax Summary 5 Declaration

Download Upload Delete All

SKU Code ▾ Details of the excisable goods can either be entered manually or through the MS excel template. Please click on Download button to download the template.

SKU Code	Qty Imported (Outside Suspension Regime)	Qty Produced Outside Tax Warehouse	Quantity Sold Locally (other than sales from a Tax Warehouse)	Excise Tax Paid/ deferred at Customs
No data				
Total	0	0.00	0.00	0/0

+ Add More

Back 60% Save as Draft Continue

Downloaded Template-Template for activity done outside tax warehouse

	A	B	C	D	E	F
1	SKU Code	RSP Before ET (QAR)	Qty Imported (Outside Suspension Regime)	Qty Produced Outside Tax Warehouse	Quantity Sold Locally (other than sales from a Tax Warehouse)	Excise Tax Paid/ deferred at Customs
2						
3						
4						
5						
6						
7						
8						
9						
10						

Outside Tax Warehouse



Downloaded Template-Template for activity done inside tax warehouse

	A	B	C	D	E	F
1	SKU Code	RSP Before ET (QAR)	Warehouse Licence Number	Quantity Produced in Tax Warehouse	Quantity Imported (under Suspension Regime)	Quantity Sold Locally from Tax Warehouse
2						
3						
4						
5						
6						
7						
8						
9						
10						

Upload Template: Taxpayer can upload the template after filling all the details by clicking on Upload button. A confirmation popup message will be displayed to upload the excel.

Clicking on **OK** button will upload the excel file.

The screenshot shows the Dhreeba tax portal interface. At the top, there's a header with the Dhreeba logo, user name, and TIN. Below that, the 'Excise Return Number' screen is displayed. The screen has a progress bar at the top indicating 60% completion. The main section is titled 'Excisable Goods Details' and contains a table with columns: SKU Code, Description, RSP, Excise Tax Paid, Status, and Actions. A 'Caution' popup is overlaid on the table, asking 'Are you sure you want to upload the Excel File?' with 'Cancel' and 'OK' buttons. The background shows the 'Excisable Goods Details' tab with a table of goods and a progress bar at 60%.



The Uploaded Records are validated by the System.

Excise Return Number: RETURN-NEW Tax Period: 2020 Q2 [01/04/2020 - 30/06/2020]

1 Excisable Goods Details 2 Excise Tax Calculation 3 Additional Information 4 Tax Summary 5 Declaration

Download Upload Delete All

SKU Code	Description	RSP	Quantity	Total RSP	Excise Tax Paid	Status	Actions
Total					0.00	0/0	

Back 60% Save as Draft Continue

The details in the excel are successfully uploaded in Excisable Goods Details section.

Excise Return Number: RETURN-NEW Tax Period: 2020 Q2 [01/04/2020 - 30/06/2020]

1 Excisable Goods Details 2 Excise Tax Calculation 3 Additional Information 4 Tax Summary 5 Declaration

Download Upload Delete All

SKU Code	Description	RSP	Quantity	Total RSP	Excise Tax Paid	Status	Actions
220210290020001001	100PLUS LEMO...	10.00	250	2,500.00	0.00	✓	
220210290020001001	100PLUS LEMO...	15.00	250	3,750.00	0.00	✓	
220210290020001001	100PLUS LEMO...	20.00	250	5,000.00	0.00	✓	
220210290020001001	100PLUS LEMO...	25.00	250	6,250.00	0.00	✓	
Total			225,000	507,937,500.00	0.00	500/900	

Back 60% Save as Draft Continue



Taxpayer can Filter the records by **Status**.

Excise Return Number: RETURN-NEW Tax Period: 2020 Q2 [01/04/2020 - 30/06/2020]

1 Excisable Goods Details 2 Excise Tax Calculation 3 Additional Information 4 Tax Summary 5 Declaration



Download Upload Delete All

SKU Code	Description	Status	Actions
220210290020001003	100PLUS BERRY ...	Error	✓ ✎ ✕ 📄
220210290020001003	100PLUS BERRY ...	Error	✓ ✎ ✕ 📄
220210290020001003	100PLUS BERRY ...	Error	✓ ✎ ✕ 📄
220210290020001003	100PLUS BERRY ...	Error	✓ ✎ ✕ 📄
Total			0.00 0.00 500/900

Close OK

Back 60% Save as Draft Continue

Edit error Records: Taxpayer can filter error Excisable Goods Details and can correct the records by Editing.

- **Edit Button** : Taxpayer can edit the form by clicking on **EDIT** icon.
- **Cancel Button** : Taxpayer can Cancel the form by clicking on **Cancel** icon.
- **View Button:** Taxpayer can check any application in view mode by clicking on **View** button.

Excise Return Number: RETURN-NEW Tax Period: 2020 Q2 [01/04/2020 - 30/06/2020]

1 Excisable Goods Details 2 Excise Tax Calculation 3 Additional Information 4 Tax Summary 5 Declaration

Download Upload Delete All

SKU Code	Description	RSP	Quantity	Total RSP	Excise Tax Paid	Status	Actions
220290900030001002	100PLUS BERRY ...	1,740.00	250	435,000.00	0.00	Error	✎ ✕ 📄
220290900030001002	100PLUS BERRY ...	1,745.00	250	436,250.00	0.00	Error	✎ ✕ 📄
220290900030001002	100PLUS BERRY ...	1,750.00	250	437,500.00	0.00	Error	✎ ✕ 📄
220290900030001002	100PLUS BERRY ...	1,755.00	250	438,750.00	0.00	Error	✎ ✕ 📄
Total		225,000		507,937,500.00	0.00	500/900	

Back 60% Save as Draft Continue



Taxpayer can manually correct the records that are in error and click on **Save**.

ضريبة
Dhareeba
tax portal

عربي

Name:
TIN: 5000019778

Home

Logout

Power

Excise Return Number: RETURN-NEW Tax Period:2020 Q2 [01/04/2020 - 30/06/2020]

1 Excisable Goods Details

2 Excise Tax Calculation

3 Additional Information

4 Tax Summary

5 Declaration

Search By ☐ Goods Type ☒ SKU Code

Goods Type

HS CODE

Brand

Description

SKU Code

Quantity (Imported) at Customs(A)

Quantity Produced outside Tax Warehouse(B)

Quantity (Sold Locally)

Quantity liable for Excise Tax(A+B)

RSP before Excise Tax (QAR)

Total RSP before Excise Tax (QAR)

Excise Tax Paid/Deferred at Customs

100

150

200

250

1,740.00

435,000.00

0.00

220290900030001002

This SKU Code belongs to a Goods Type, you are not registered for.

Back

60%

Save

Once all records are rectified, then Taxpayer can proceed further by clicking on **continue** button.

ضريبة
Dhareeba
tax portal

عربي

Name:
TIN: 5000019778

Home

Logout

Power

Excise Return Number: RETURN-NEW Tax Period:2020 Q2 [01/04/2020 - 30/06/2020]

1 Excisable Goods Details

2 Excise Tax Calculation

3 Additional Information

4 Tax Summary

5 Declaration

Download

Upload

Delete All

SKU Code	Description	RSP	Quantity	Total RSP	Excise Tax Paid	Status	Actions
220290700020002002	3HORSES DARK...	10.00	250	2,500.00	0.00	✓	<div>✎ ✕ 🗑</div>
220290700020002002	3HORSES DARK...	15.00	250	3,750.00	0.00	✓	<div>✎ ✕ 🗑</div>
220290700020002002	3HORSES DARK...	20.00	250	5,000.00	100,000.00	✓	<div>✎ ✕ 🗑</div>
220290700020002002	3HORSES DARK...	25.00	250	6,250.00	0.00	✓	<div>✎ ✕ 🗑</div>
Total			65,500	39,831,250.00	200,000.00	251/251	

Back

80%

Save as Draft

Continue

Add More



Delete All Records: Taxpayer can Delete all records through the 'Delete All' button.

The screenshot shows the Dhareeba tax portal interface. At the top, there's a header with the Dhareeba logo, a language selector (عربي), and user information (Name: TIN: 5000019778). Below the header, the 'Excise Return Number' is 'RETURN-NEW' and the 'Tax Period' is '2020 Q2 [01/04/2020 - 30/06/2020]'. The main navigation bar has five steps: 1. Excisable Goods Details, 2. Excise Tax Calculation, 3. Additional Information, 4. Tax Summary, and 5. Declaration. In the 'Excisable Goods Details' section, there are buttons for 'Download', 'Upload', and 'Delete All'. A confirmation dialog box is open in the center, asking 'All the existing details of the goods will be deleted. Do you want to continue?' with 'No' and 'Yes' buttons. Below the dialog, a table lists goods with columns for SKU Code, Description, and Status. The table shows four rows of '100PLUS LEMO' goods. At the bottom, there's a 'Back' button, a progress bar at 60%, and 'Save as Draft' and 'Continue' buttons.

SKU Code	Description	Status
220210290020001001	100PLUS LEMO	✓
220210290020001001	100PLUS LEMO	✓
220210290020001001	100PLUS LEMO	✓
220210290020001001	100PLUS LEMO...	✓

Step 5: Excise Tax Calculation

All the details will be calculated automatically in this section.

The screenshot shows the Dhareeba tax portal interface, specifically the 'Excise Tax Calculation' section. The header is the same as the previous screenshot. The main navigation bar has five steps: 1. Excisable Goods Details, 2. Excise Tax Calculation, 3. Additional Information, 4. Tax Summary, and 5. Declaration. The 'Excise Tax Calculation' section displays a table with columns: Goods Type, Total Excise Tax (QAR), Excise Tax Paid/Deferred at Customs, and Due Excise Tax (QAR). The table shows three rows: 'TOBACCO AND ITS DERIVATIVES', 'CARBONATED DRINKS', and 'Grand Total'. At the bottom, there's a 'Back' button, a progress bar at 80%, and 'Save as Draft' and 'Continue' buttons.

Goods Type	Total Excise Tax (QAR)	Excise Tax Paid/Deferred at Customs	Due Excise Tax (QAR)
TOBACCO AND ITS DERIVATIVES	300,000.00	100,000.00	200,000.00
CARBONATED DRINKS	19,765,625.00	100,000.00	19,665,625.00
Grand Total	20,065,625.00	200,000.00	19,865,625.00



Step 6: Additional Information

Taxpayer can enter 'Additional Notes' and attach supporting documents, if required by Taxpayer (these are not mandatory).

For Attachment, file Size should be less than or equal to 5MB, multiple attachments are allowed (maximum 10), Attachment types permitted : DOC, PDF, JPEG, JPG, XLS, DOCX.

Taxpayer should click on **Continue**.

The screenshot shows the 'Additional Information' step of a new excise tax return in the Dhareeba tax portal. The header includes the portal logo, user name, TIN (5000019778), and a progress bar. The main content area has a section for 'Additional Notes' with a text input field. A notification box states 'Form: 91100000515 saved successfully'. The bottom navigation bar includes 'Back', 'Cancel', 'Save as Draft', and 'Continue' buttons, along with a progress indicator showing 80% completion.

Dhareeba tax portal

Excise Return Number: 91100000515

RETURN-NEW

Tax Period: 2020 Q2 [01/04/2020 - 30/06/2020]

1 Excisable Goods Details 2 Excise Tax Calculation 3 Additional Information 4 Tax Summary 5 Declaration

Additional Information

Attached any supporting documents (if any)

Additional Notes

Form: 91100000515 saved successfully

Back Cancel Save as Draft Continue

80%



Step 7: Tax Summary

All the details will be calculated automatically on this section depending on the details filled on previous steps.

ضريبة

Dhareeba

tax portal

عربي

Name:
TIN: 5000019778

Home

Logout

Power

Excise Return Number:91100000515RETURN-NEWTax Period:2020 Q2 [01/04/2020 - 30/06/2020]

1 Excisable Goods Details

2 Excise Tax Calculation

3 Additional Information

4 Tax Summary

5 Declaration

Description	Amount (QAR)
Due Excise Tax for the Period	19,865,625.00
Late Lodgement Penalty	27,000.00
Late Payment Penalty	891,937.50
Adjustment against Refund Credit Confirmed/Advance Payments Details	5,000,000.00
Total Amount Payable	15,784,562.50

Back

80%

Cancel

Save as Draft

Continue

Confirmed Refund Credit/ Advance Payment Schedule- Any refund credit and advance payments will be displayed in this section.

ضريبة

Dhareeba

tax portal

عربي

Name:
TIN: 5000019778

Home

Logout

Power

Excise Return Number:91100000515RETURN-NEWTax Period:2020 Q2 [01/04/2020 - 30/06/2020]

1 Excisable Goods Details

2 Excise Tax Calculation

3 Additional Information

4 Tax Summary

5 Declaration

Confirmed Refund Credit/Advance Payments Schedule

Reference #	Credit Date	Description	Currency	Current Credit	Offset Liability	Offset Penalty	Remaining Credit
104000001231	07/05/2020	Confirmed Refund Credit	QAR	5,000,000.00	5,000,000.00	0.00	0.00
Total				5,000,000.00	5,000,000.00	0.00	0.00

Back

80%



Step 8: Declaration

On the Declaration page, the information will be prefilled. Taxpayer should accept the Terms and Conditions and tick the checkboxes for 'I agree with the terms and conditions' and 'declaration' and click 'Submit' button.

Dhareeba
tax portal

عربي

Name:
TIN: 5000019778

Excise Return Number:91100000515

RETURN-NEW

Tax Period:2020 Q2 [01/04/2020 - 30/06/2020]

1 Excisable Goods Details 2 Excise Tax Calculation 3 Additional Information 4 Tax Summary 5 Declaration

Declaration

First Name: Sandarshana

Last Name: Cheekoory

Designation: Taxpayer

Date: 07/09/2020

Email Address: SandarshCI@gmail.com

Phone Number: +

☒ I agree with the [Terms and Conditions](#)

☒ I declare that the information provided in this Return is true and correct.

Back

99%

Cancel Save as Draft Submit



Step 9: Acknowledgement

After submission, an acknowledgement will be displayed. Taxpayer should click on **Pay** button to make payment or, Taxpayer can click on **Close** to close the application and make payment later.

ضريبة
Dhareeba
tax portal

عربي | Name: TIN: 5000019778 | Home | Profile | Power

Your Excise Tax Return successfully filed

Your Excise Tax Return Reference Number
91100000515 submitted on: 07/09/2020

Kindly use your reference number to track your return's status in the system and when contacting us.
This Notification confirms that we have received your return, however this is not an approval nor a rejection of your return.
Kindly note that the General Tax Authority reserves the right to request additional documents and details concerning your return.

For any inquiry or assistance, please contact us on:
Within Qatar: 16565
Outside Qatar: +974 4406 9941
Write to us at support@gta.gov.qa or to learn more, visit www.gta.gov.qa

Close **Pay**



3

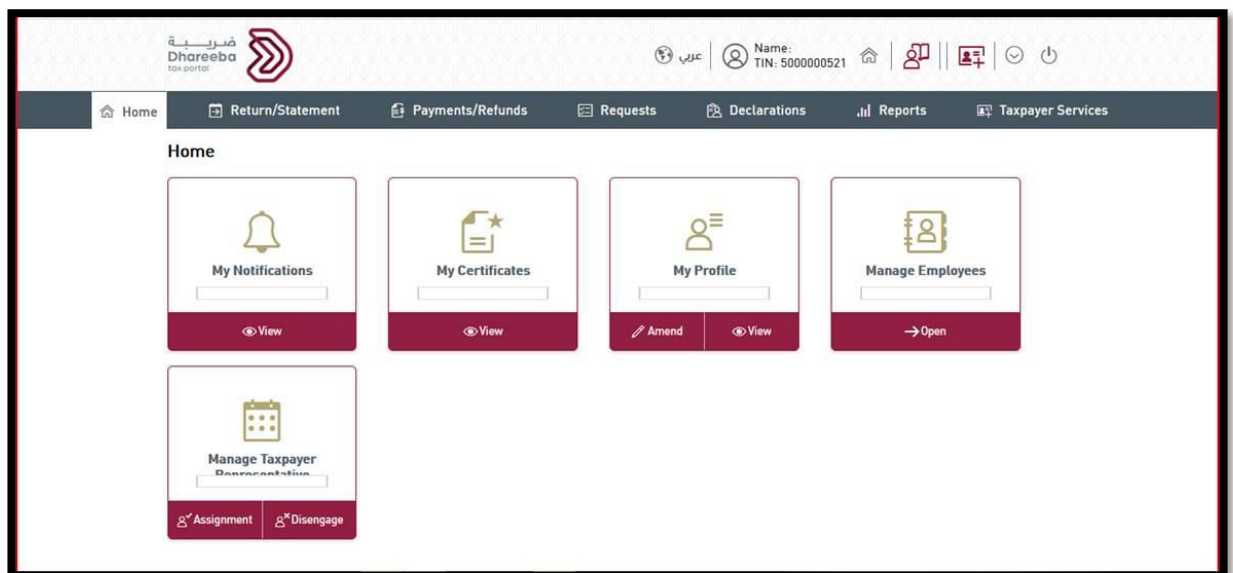
Annexure – Correspondence received by Taxpayer



3 Annexure – Correspondence received by Taxpayer

3.1 Steps how Taxpayer can open and view notifications on the portal

Taxpayer should log in to Taxpayer Portal and needs to click on “View” button on “My Notifications” tile under the “Home” tab.





The Taxpayer can check and download the Acknowledgement Letter and Invoice Letter.

ضريبة
Dhareeba
tax portal

عربي | Name: TIN: 5000000521 |

My Notifications

▽ Date of the issue	▽ Reference Number	▽ Application Type	▽ Subject	▽ Tax Type	▽ Classification	
12/09/2020	91100000137	Excise Tax Return	Acknowledgment - Excise Tax Original Return	Excise Tax	Informative	
12/09/2020	91100000137	Original Tax Return Invoice	Tax Return Invoice	Income Tax / Excise Tax / VAT	Informative	
22/09/2020	91100000137	Excise Tax Return	Acknowledgment - Excise Tax Amended Return	Excise Tax	Informative	
22/09/2020	91100000137	Amended Tax Return Invoice	Tax Return Invoice	Income Tax / Excise Tax / VAT	Informative	

[Back](#)



3.2 Taxpayer will receive SMS, Email, PDF on Mobile, Email ID, Dashboard

After submitting the application, Taxpayer will receive Email on the E-mail Address which Taxpayer has provided, SMS on the Mobile Number Taxpayer has provided & Notifications on Portal.

Taxpayer will receive an SMS, Email and PDF on Submission.

Taxpayer will receive an SMS, Email and PDF for Tax Return Invoice.



Status of Excise Tax Return Application

Taxpayer can click on the **View** button of 'Filing Obligation' tile to check the status of application.

The screenshot shows the 'Return/Statement' section of the Dhareeba tax portal. The user is logged in as 'Name: TIN: 5000000521'. The navigation bar includes 'Home', 'Return/Statement', 'Payments/Refunds', 'Requests', 'Declarations', 'Reports', and 'Taxpayer Services'. Under 'Return/Statement', there are three tiles: 'Filing Obligations' (with a 'View' button), 'Capital Gains Tax Return' (with 'Create' and 'View' buttons), and 'Withholding Tax Statement' (with 'Create' and 'View' buttons).

The screenshot shows the 'Filing Obligations' table. It has columns: Reference Number, Tax Type, Period, DueDate, Filing Status, Payment Status, and Actions. A single row is displayed for 'Excise tax' with a due date of '15/10/2019' and a status of 'New'. There are icons for edit, delete, and print in the Actions column.

Reference Number	Tax Type	Period	DueDate	Filing Status	Payment Status	Actions
	Excise tax	2019 Q3	15/10/2019	New		

The screenshot shows the 'Filing Obligations' table. It has columns: Reference Number, Tax Type, Period, DueDate, Filing Status, Payment Status, and Actions. A single row is displayed for 'Excise tax' with a reference number '91100000137', a due date of '15/10/2019', a status of 'Processed', and a payment status of 'Partially Paid'. There are icons for edit, delete, and print in the Actions column. At the bottom, there are buttons for 'Back', 'WHT Statement', and 'Capital Gains Tax Return'.

Reference Number	Tax Type	Period	DueDate	Filing Status	Payment Status	Actions
91100000137	Excise tax	2019 Q3	15/10/2019	Processed	Partially Paid	

[Back](#)
[WHT Statement](#)
[Capital Gains Tax Return](#)

- End of Document -